

December 11, 2013

## Results of a Condition Survey on Disaster Protection Functions of School Facilities

Educational Facilities Research Center, National Institute for Educational Policy Research-Japan, conducted a condition survey on disaster protection facilities/equipment of public schools designated as shelters in Japan. The center publicly discloses the compiled results.

### 1. Purpose and background

- School facilities have a role as shelters for local residents and made a big contribution to their evacuation after the Great East Japan earthquake. On the other hand, schools used as shelters faced various issues, including the securing of electricity and water.
- Individual local governments are expected to endeavor to develop facilities/equipment of evacuation shelters based on their regional disaster prevention plans. The Emergency Recommendations (note) compiled and made public by MEXT in July 2011 states the need for consideration in cooperation between boards of education and disaster management departments.

Note: Urgent Recommendation “Concerning School Facility Improvement in Light of the Damage Caused by the Great East Japan Earthquake.”

- Against this background, NIER conducted a condition survey on disaster protection functions of public schools across Japan following the survey in the last fiscal year.  
[Major difference from the FY2012 Survey]
  - The number of schools designated as evacuation shelters and the development status of their disaster protection facilities/equipment are made public by school type
  - Survey contents of disaster protection facilities/equipment are partially changed (example: the condition of “in the neighborhood of the school” is added to stockpile warehouses outside the school premises)
  - Development status of disaster protection facilities/equipment of each prefecture is made public

### 2. Outline of the survey results (as of May 1, 2013) \*details are in the appendix

#### (1) Situation of designation as evacuation shelters

- Schools designated as evacuation shelters: 32,202 schools or 92% of all public schools in Japan (32,333 schools or 90% in the last fiscal year)

#### (2) Coordination/cooperation for improvement of disaster protection functions

- Roles of the board of education and the disaster management departments are defined in a disaster prevention plan, etc.: 66% (59% in the previous fiscal year)
- Functions that would be necessary for an evacuation shelter have been or are being considered: 56% (50% in the previous fiscal year)
- A plan to use school facilities as shelters has been developed: 43% (37% in the previous fiscal year)

#### (3) State of the development of disaster prevention facilities/equipment

- Schools with disaster prevention/stockpile warehouses on school premises: 42% (38%

in the previous fiscal year)

- Schools with toilets accessible from outdoors: 69% (68% in the previous fiscal year)
- Schools with toilets in the gymnasium: 81% (80% in the previous fiscal year)
- Schools with emergency communication equipment: 47% (40% in the previous fiscal year)
- Schools with a non-utility power generator to prepare for power outage: 34% (28% in the previous fiscal year)
- Schools with a water tank and/or a water purification system for the swimming pool: 35% (34% in the previous fiscal year)

### 3. Future plans

- The survey results will be sent to boards of education of prefectures across Japan and published on the following website of the Institute:  
<http://www.nier.go.jp/shisetsu/pdf/bousaikinou2013.pdf>

|                            |
|----------------------------|
| <p>Contact information</p> |
|----------------------------|

|   |
|---|
| <p>Educational Facilities Research Center, National Institute for Educational Policy Research<br/>Director Fukuei Saito, Senior Researcher Takato Fukute<br/>Telephone: 03-6733-6993(direct line)</p> |
|---|

# Results of a Condition Survey on Disaster Protection Functions of School Facilities

Educational Facilities Research Center, National Institute for Educational Policy Research

School facilities are places of learning and living for children and at the same time have a role of evacuation shelters for local residents in a disaster. Schools made a big contribution to their evacuation after the Great East Japan Earthquake. On the other hand, schools used as shelters faced various issues in their evacuation functions, including securement of electricity and water.

The urgent recommendation, “Concerning School Facility Improvement in Light of the Damage Caused by the Great East Japan Earthquake,” compiled by MEXT (made public in July 2011) states that “there is a need to change the way of thinking in future development/improvement of school facilities to provide functions necessary for emergency evacuation sites in addition to educational functions so that schools can fulfill their important role as emergency evacuation sites for children and local residents” and that it is necessary to define the extent of the role as an evacuation shelter that school facilities should fulfill as well as determine facilities and equipment that school facilities should have in each of the four stages of the period from the beginning of an earthquake disaster to the resumption of school: (1) lifesaving/evacuation stage; (2) life-securing stage; (3) ensuring sheltered-life stage and; (4) school function resuming stage; and (4) school function resuming stage.

While development and management of public school facilities are to be carried out by the boards of education, the Basic Disaster Management Plan stipulates that local governments must make efforts to develop facilities/equipment necessary to function as evacuation shelters based on the disaster prevention plans of the respective communities. Therefore their disaster management departments in cooperation with the boards of education should endeavor proactively to develop a disaster management system for school facilities including designation of schools as evacuation shelters. The Emergency Recommendations mentioned above also state that for a school to assume a role as an emergency evacuation site for local residents after fulfilling its primary responsibilities, it is most important that the board of education and the disaster management department deal with situations in close coordination/cooperation.

Against this background, NIER conducted a condition survey on disaster protection functions of public schools across Japan following the survey conducted in the last fiscal year. The purpose of this survey was to identify the state of coordination/cooperation between boards of education and disaster management departments to improve disaster protection functions of school facilities, and the development of the facilities/equipment that were mentioned as functions necessary for an evacuation shelter in the Emergency Recommendation mentioned above.

The survey results will be sent to boards of education of prefectures across Japan and published on the website of the Institute (URL is shown below)

- Results of 2013 Survey: <http://www.nier.go.jp/shisetsu/pdf/bousaikinou2013.pdf>

Results of the previous surveys on disaster protection functions of school facilities are also published.

- Results of 2012 Survey: <http://www.nier.go.jp/shisetsu/pdf/bousaikinou2012.pdf>

- Results of 2011 Survey: <http://www.nier.go.jp/shisetsu/pdf/bousaikinou2011.pdf>

- Results of 2006 Survey: <http://www.nier.go.jp/shisetsu/pdf/bousaitsuiki.pdf>

## 1. Outline of the condition survey

- Survey subject: public elementary schools, lower secondary schools, upper secondary schools, secondary education schools, and Schools for Special Needs Education in Japan
  - Survey timing: as of May 1, 2013
  - Survey method: questionnaires were sent to all prefectural boards of education, and they all responded
  - Survey items: the survey was conducted on the following six items  
([new] indicates new items while [partial change] indicates partially changed items)
- (1) Number of schools designated as shelters
  - (2) Coordination/cooperation system between the board of education and the disaster management department
  - (3) Status of the considerations of disaster protection functions believed to be necessary for a shelter
  - (4) Status of the formulation of a utilization plan for school facilities as evacuation shelters
  - (5) Consideration of regional disaster prevention in planning and design of school facilities [partial change]
  - (6) Status of the development of disaster protection facilities/equipment of schools designated as shelters
    - Disaster prevention/stockpile warehouses [partial change]
    - Toilets accessible from outdoors, toilets in gymnasiums, etc. [partial change]
    - Emergency communication equipment (Priority telephone links in disaster, disaster management radio communications, satellite phones, etc.)
    - Non-utility power generator, etc. (including portable types)
    - Water tank, water purification system for the swimming pool, well, etc.
    - Space for protection of privacy of women and people needing assistance
    - Barrier-free gymnasiums and school buildings (with wheelchair ramps, multipurpose toilets, etc.) [partial change]

\*Because the survey results are as of May 1, 2013, the distinction made by the revised Basic Act on Disaster Control Measures (to be enforced in April 2014) between “emergency evacuation sites” for emergency evacuation in the event of a natural disaster and “evacuation shelter” to enable victims to stay for longer are not reflected in this survey.

## 2. Number of schools designated as evacuation shelters

- 91.5% (89.6% in the previous year) of the public schools in Japan or 32,202 public schools are designated as an evacuation shelter
- 90.3% of them (29,076 schools) are an elementary or lower secondary school
- The ratio of schools designated as shelters is almost the same as that of the previous survey.

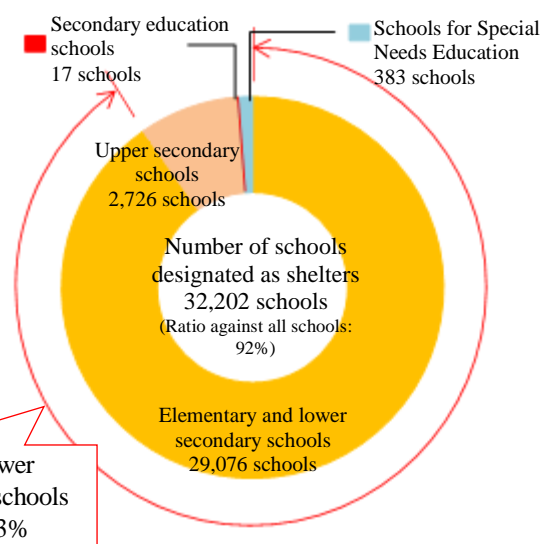
Table 1 Number and ratio of schools designated as shelters

| School type                    | Total number of schools | Schools designated as shelters | Ratio (%)      |
|--------------------------------|-------------------------|--------------------------------|----------------|
| Elementary and lower secondary | 30,537                  | 29,076                         | 95.2           |
| Upper secondary                | 3,643                   | 2,726                          | 74.8           |
| Secondary education            | 29                      | 17                             | 58.6           |
| Special needs education        | 998                     | 383                            | 38.4           |
| Total                          | 35,207<br>(36,088)      | 32,202<br>(32,333)             | 91.5<br>(89.6) |

The upper part shows the national figures as of May 2015.

The lower part shows the national figures as of May 2012 in parentheses.

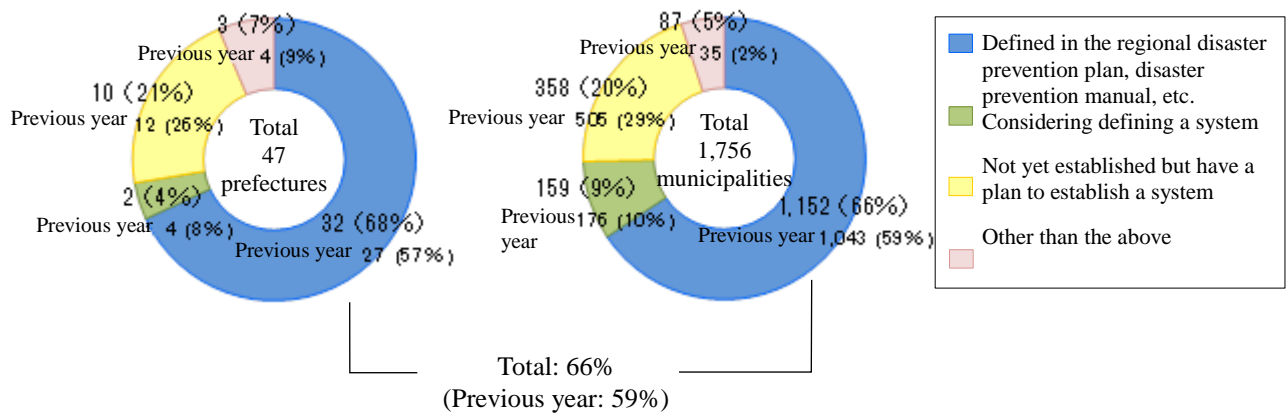
Figure 1 Number and ratio of schools designated as shelters



### 3. Coordination/cooperation system between the board of education and the disaster management department

- Survey results on whether a system had been defined for coordination/cooperation between the board of education and the disaster management department while ensuring clear role sharing: 68% of the prefectures and 66% of the municipalities, 66% in total (59% in the previous year), had established such systems in their regional disaster prevention plan.

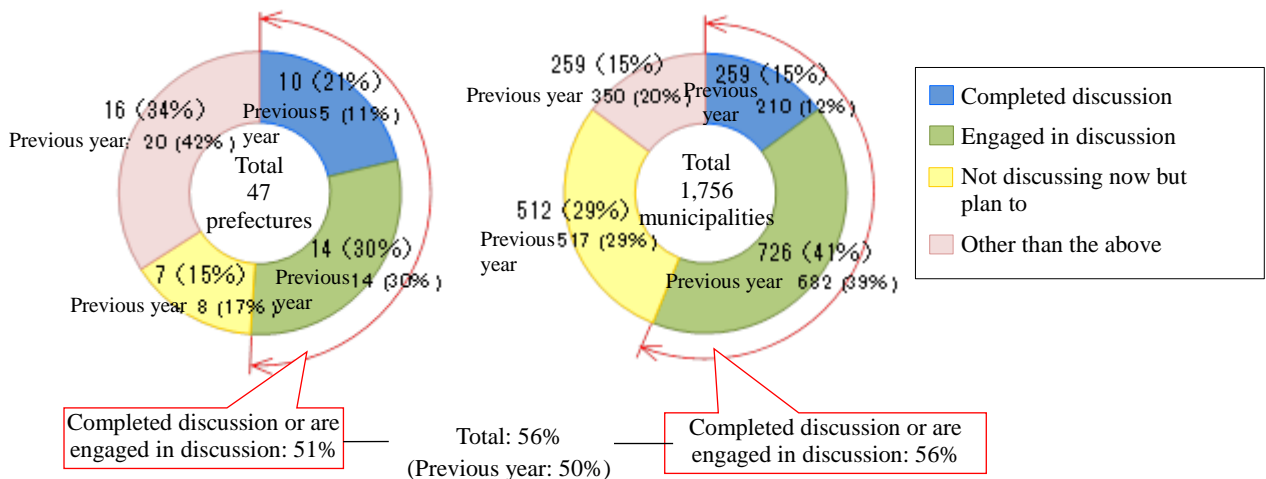
Figure 2 Defining of Coordination/cooperation system between the board of education and the disaster management department



### 4. Status of discussion on disaster protection functions believed to be necessary for a shelter

- Survey results on whether they were considering facilities/equipment necessary for a shelter: 51% of the prefectures and 56% of the municipalities, 56% in total (50% in the previous year) completed discussion or were engaged in discussion.

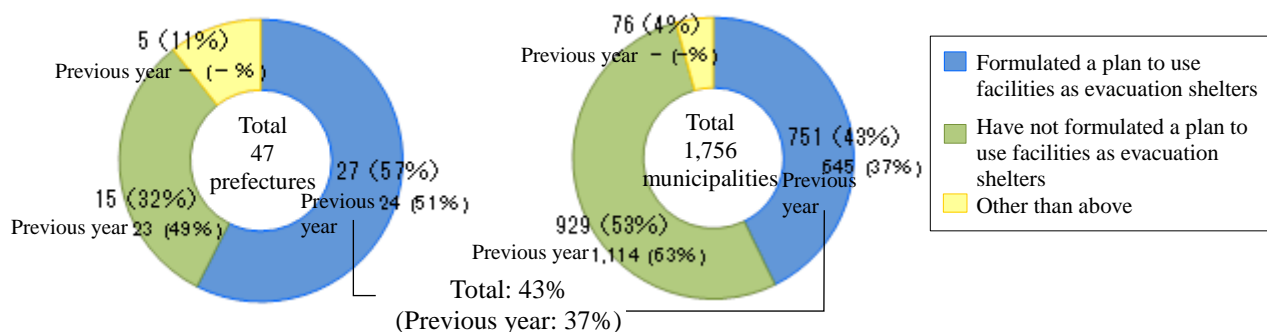
Figure 3 Status of the consideration of disaster protection functions believed to be necessary for a shelter



### 5. Status of the formulation of a facility utilization plan to use schools as evacuation shelters

- Survey results on whether their facility utilization plans (including disaster manuals, etc. describing a facility utilization plan) considered use of the school facilities as evacuation shelters: 57% of the prefectures and 43% of the municipalities, 43% in total (37% in the previous year) had plans to use them as shelters.

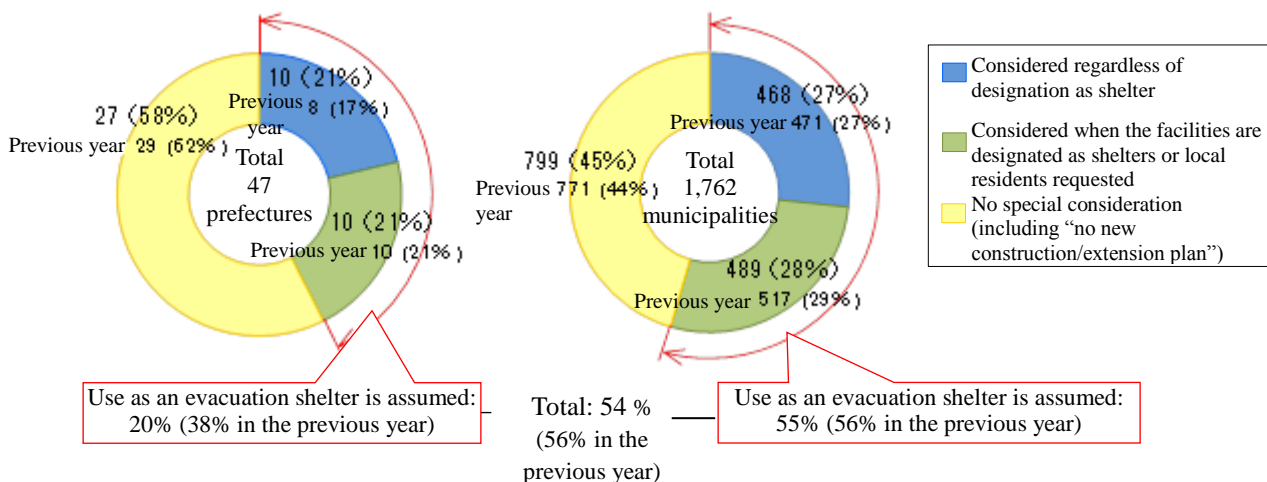
Figure 4 Status of the formulation of a school facilities utilization plan to use them as evacuation shelters



6. Consideration of regional disaster prevention in planning and design of school facilities

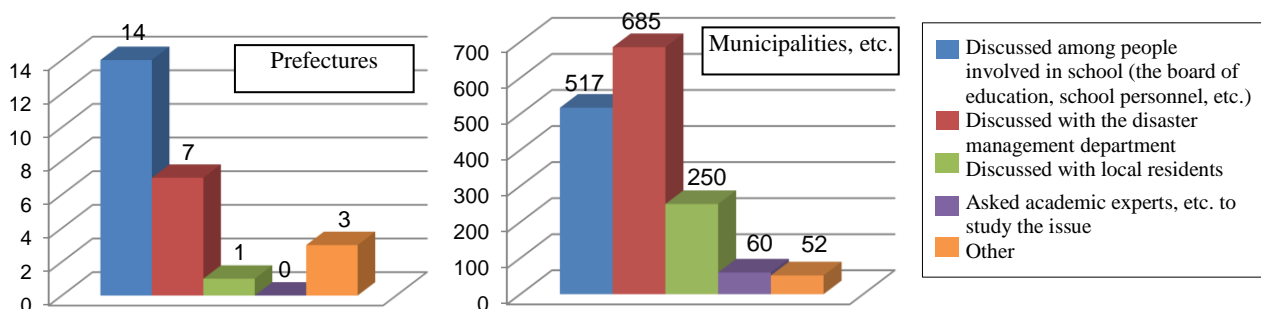
- The special considerations for use as an evacuation shelter when planning and designing school facilities, the ideal consideration, inspection and maintenance of disaster protection facilities/equipment, and the financial support system used for the development of school facilities with disaster protection functions were surveyed.
  - 20% of the prefectures and 55% of the municipalities, 54% in total (56% in the previous year), gave consideration to regional disaster prevention when planning and designing school facilities.
- \*Cases without a new construction, extension, or major conversion plan are included in “no special consideration” starting from this survey.

Figure 5 Consideration of regional disaster prevention in planning and design of school facilities



- In the approaches of consideration of regional disaster prevention, the largest number of prefectures discussed “among people involved in school,” while the largest number of municipalities discussed the matter “with the disaster management department.”

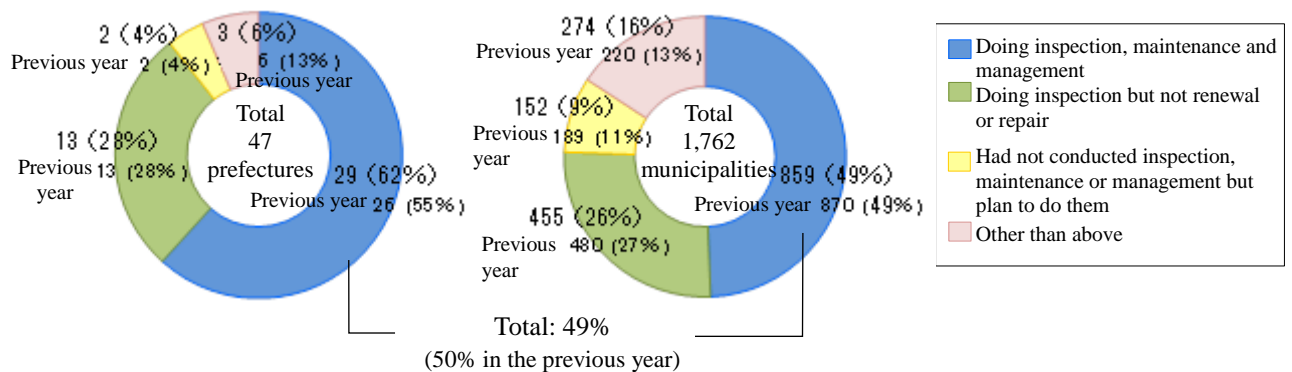
Figure 6 Approach to discussion of consideration of regional disaster prevention



- Inspection and maintenance/management of disaster protection facilities/equipment: 62% of the prefectures and 49% of the municipalities, 49% in total (50% in the previous year), were conducting regular inspection and ensured appropriate maintenance and management.

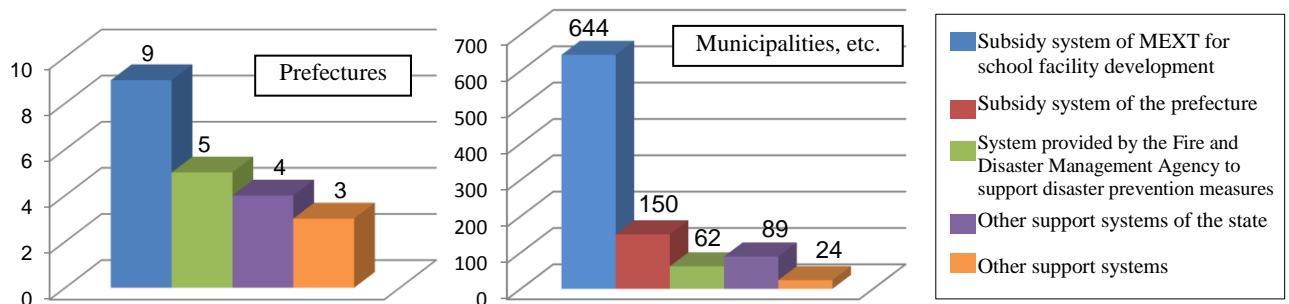
\*Cases without applicable facilities/equipment are included in “other than above” starting from this survey.

Figure 7 Inspection and maintenance/management of disaster protection facilities/equipment



- Financial support system used for the development of school facilities with disaster protection functions: In addition to subsidy systems of MEXT, systems of prefectures, the Fire and Disaster Management Agency, and other state organs (Cabinet Office, the Ministry of Internal Affairs and Communications, the Ministry of Land, Infrastructure, Transport and Tourism, the Ministry of the Environment, etc.) are used.

Figure 8 Financial support system used for the development of school facilities with disaster protection functions



<<Examples of other support systems provided by the government>>

- Reconstruction Agency: the Great East Japan Earthquake Reconstruction grants
- Cabinet Office: Project to develop regional disaster protection centers, Special grants for regional vitalization/infrastructure, Special grants for regional vitalization/economic-crises countermeasures
- Ministry of Internal Affairs and Communications: Municipal merger promotion system subsidy, Remote area bonds, Disaster prevention project bonds, Emergency disaster prevention/mitigation bonds
- Ministry of Health, Labour and Welfare: Program for lifeline function enhancement, etc.
- Ministry of Economy, Trade and Industry: Grants for area-locating electric power stations, Grants for area-locating petroleum reserving facilities
- Ministry of Land, Infrastructure, Transport and Tourism: City Disaster Prevention Synthesis Promotion Project, Urban renaissance project, Community renovation grants
- Ministry of the Environment: Project of the Renewable Energy Introduction Promotion Fund
- Ministry of Defense: Subsidy for maintenance related to soundproofing project, Soundproofing project for education facilities, etc., Soundproofing project for facilities around defense facilities

7. Status of the development of disaster protection facilities/equipment of schools designated as evacuation shelters

- Each local government is expected to make efforts to develop disaster protection facilities/equipment based on the regional disaster prevention plan according to the local conditions. The results of the survey on their situation are as follows:

- Installation of manhole toilets is added to the survey items in this survey.
- Disaster protection facilities/equipment may be developed not in the school but in neighborhood facilities depending on the regional disaster prevention plan. In such case their actual operation is conducted in coordination with the neighborhood facilities.

Table 2 Status of the development of disaster protection facilities/equipment of schools designated as evacuation shelters

| Item   | Elementary and lower secondary schools              |                                       |           | Upper secondary schools                             |                                       |           | Secondary education schools                         |                                       |           | Schools for Special Needs Education                 |                                       |           | Total   |                                       |                         |
|--|---|---------------------------------------|-----------|---|---------------------------------------|-----------|---|---------------------------------------|-----------|---|---------------------------------------|-----------|---|---------------------------------------|-------------------------|
|  | Number of schools designated as evacuation shelters | Schools with the facilities/equipment | Ratio (%) | Number of schools designated as evacuation shelters | Schools with the facilities/equipment | Ratio (%) | Number of schools designated as evacuation shelters | Schools with the facilities/equipment | Ratio (%) | Number of schools designated as evacuation shelters | Schools with the facilities/equipment | Ratio (%) | Number of schools designated as evacuation shelters | Schools with the facilities/equipment | Ratio (%) <sup>*4</sup> |
| Disaster prevention/stockpile warehouses (on school premises)                | 29,076  | 12,576                                | 43.3      | 2,726   | 729                                   | 26.7      | 17  | 2                                     | 11.8      | 383   | 130                                   | 33.9      | 32,202  | 13,437                                | 41.7 (38.4)             |
| Stockpile warehouse, etc. (with the addition of those in the neighborhood)*1 |   | 15,697                                | 54.0      |   | 846                                   | 31.0      |   | 4                                     | 23.5      |   | 145                                   | 37.9      |   | 16,692                                | 51.8 (46.8)             |
| Toilets accessible from outdoors   |   | 19,947                                | 68.6      |   | 2,082                                 | 76.4      |   | 9                                     | 52.9      |   | 206                                   | 53.8      |   | 22,244                                | 69.1 (67.5)             |
| Toilets in the gymnasium   |   | 23,810                                | 81.9      |   | 1,844                                 | 67.6      |   | 13                                    | 76.5      |   | 260                                   | 67.9      |   | 25,927                                | 80.5 (79.8)             |
| Multipurpose toilets in the gymnasium/school buildings*2                     |   | 14,262                                | 49.1      |   | 1,711                                 | 62.8      |   | 6                                     | 35.3      |   | 291                                   | 76.0      |   | 16,270                                | 50.5 —                  |
| Communication equipment  |   | 14,137                                | 48.6      |   | 791                                   | 29.0      |   | 3                                     | 17.6      |   | 128                                   | 33.4      |   | 15,059                                | 46.8 (40.0)             |
| Non-utility power generator, etc. *3   |   | 9,675                                 | 33.3      |   | 1,043                                 | 38.3      |   | 4                                     | 23.5      |   | 296                                   | 77.3      |   | 11,018                                | 34.2 (27.5)             |
| Water tank, water purification system for the swimming pool or well          |   | 10,156                                | 34.9      |   | 1,007                                 | 36.9      |   | 4                                     | 23.5      |   | 137                                   | 35.8      |   | 11,304                                | 35.1 (33.5)             |
| Space for people requiring assistance  |   | 12,881                                | 44.3      |   | 1,314                                 | 48.2      |   | 7                                     | 41.2      |   | 192                                   | 50.1      |   | 14,394                                | 44.7 (35.6)             |
| Space for protection of women's privacy                                      |   | 12,104                                | 41.6      |   | 1,198                                 | 43.9      |   | 5                                     | 29.4      |   | 160                                   | 41.8      |   | 13,467                                | 41.8 (34.0)             |
| Wheelchair ramps in gymnasiums/school buildings*2                            |   | 18,138                                | 62.4      |   | 1,886                                 | 69.2      |   | 7                                     | 41.2      |   | 319                                   | 83.3      |   | 20,350                                | 63.2 —                  |

\*1 Starting from this survey, disaster prevention/stockpile warehouses outside the school premises are included only when they are established in the neighborhood of the school.

\*2 Starting from this survey, multipurpose toilets and wheelchair ramps either in gymnasiums or school buildings are included.

\*3 Non-utility power generators include photovoltaic installations that can supply power in a disaster, batteries, and agreements that give the school priority use of a generator owned by others.

\*4 Figures in ( ) after the ratios in the ratio column are values as of May 2012.

Table 3 Ratio of schools with western-style toilets accessible from outdoors or in the gymnasium

| Item   | Elementary and lower secondary schools     |  |           | Upper secondary schools                    |  |           | Secondary education schools                |  |           | Schools for Special Needs Education        |  |           | Total                                      |  |                        |
|--|--|--|-----------|--|--|-----------|--|--|-----------|--|--|-----------|--|--|------------------------|
|  | Number of schools with appropriate toilets | Number of schools with western-style toilets | Ratio (%) | Number of schools with appropriate toilets | Number of schools with western-style toilets | Ratio (%) | Number of schools with appropriate toilets | Number of schools with western-style toilets | Ratio (%) | Number of schools with appropriate toilets | Number of schools with western-style toilets | Ratio (%) | Number of schools with appropriate toilets | Number of schools with western-style toilets | Ratio (%) <sup>*</sup> |
| Toilets accessible from outdoors (western-style) | 19,947                                     | 6,427  | 32.2      | 2,082                                      | 776  | 37.3      | 9  | 1  | 11.1      | 206  | 138  | 67.0      | 22,244                                     | 7,342  | 33.0 (30.6)            |
| Toilets in the gymnasium (western-style)         | 23,810                                     | 12,815                                       | 53.8      | 1,844                                      | 1,127  | 61.1      | 13   | 7  | 53.8      | 260  | 223  | 85.8      | 25,927                                     | 14,172                                       | 54.7 (51.0)            |

\* Figures in ( ) after the ratios in the ratio column are values as of May 2012.

Table 4 Ratio of schools with communication equipment capable of intercommunication

| Item   | Elementary and lower secondary schools         |   |           | Upper secondary schools                        |   |           | Secondary education schools                    |   |           | Schools for Special Needs Education            |   |           | Total  |   |                        |
|--|--|---|-----------|--|---|-----------|--|---|-----------|--|---|-----------|--|---|------------------------|
|  | Number of schools with communication equipment | Number of schools with intercommunication equipment | Ratio (%) | Number of schools with communication equipment | Number of schools with intercommunication equipment | Ratio (%) | Number of schools with communication equipment | Number of schools with intercommunication equipment | Ratio (%) | Number of schools with communication equipment | Number of schools with intercommunication equipment | Ratio (%) | Number of schools with communication equipment | Number of schools with intercommunication equipment | Ratio (%) <sup>*</sup> |
| Communication equipment (intercommunication) | 14,137   | 11,558  | 81.8      | 791  | 629   | 79.5      | 3  | 3   | 100.0     | 128  | 118   | 92.2      | 15,059   | 12,308  | 81.7 (79.6)            |

\* Figures in ( ) after the ratios in the ratio column are values as of May 2012.

Table 5 Number of schools with manhole toilets

| Item            | Elementary and lower secondary schools              |                             |           | Upper secondary schools                             |                             |           | Secondary education schools                         |                             |           | Schools for Special Needs Education                 |                             |           | Total   |                             |                        |
|-----------------|---|-----------------------------|-----------|---|-----------------------------|-----------|---|-----------------------------|-----------|---|-----------------------------|-----------|---|-----------------------------|------------------------|
|                 | Number of schools designated as evacuation shelters | Schools with the facilities | Ratio (%) | Number of schools designated as evacuation shelters | Schools with the facilities | Ratio (%) | Number of schools designated as evacuation shelters | Schools with the facilities | Ratio (%) | Number of schools designated as evacuation shelters | Schools with the facilities | Ratio (%) | Number of schools designated as evacuation shelters | Schools with the facilities | Ratio (%) <sup>*</sup> |
| Manhole toilets | 29,076  | 2,419                       | 8.3       | 2,726   | 74                          | 2.7       | 17  | 0                           | 0.0       | 383   | 14                          | 3.7       | 32,202  | 2,507                       | 7.8                    |



Results of a Condition Survey on Disaster Protection Functions of School Facilities  
(Supplemental data)

Status of development of disaster protection facilities/equipment of schools designated  
as shelters (by prefecture)

National Institute for Educational Policy Research

It is necessary to keep in mind that the values in the data should not be interpreted uniformly because disaster protection functions of school facilities should be positioned in the disaster management plan of the respective region and may vary depending on the positioning of the school facilities.

## Number and ratio of schools with disaster prevention/stockpile warehouses

|    |           | Elementary and lower secondary schools   |                                    |           | Upper secondary schools                  |                                    |           | Secondary education schools              |                                    |           | Schools for Special Needs Education      |                                    |           | Total                                    |                                    |           |
|----|-----------|--|------------------------------------|-----------|--|------------------------------------|-----------|--|------------------------------------|-----------|--|------------------------------------|-----------|--|------------------------------------|-----------|
|    |           | Number of schools designated as shelters | Number of schools with a warehouse | Ratio (%) | Number of schools designated as shelters | Number of schools with a warehouse | Ratio (%) | Number of schools designated as shelters | Number of schools with a warehouse | Ratio (%) | Number of schools designated as shelters | Number of schools with a warehouse | Ratio (%) | Number of schools designated as shelters | Number of schools with a warehouse | Ratio (%) |
| 01 | Hokkaido  | 1,701                                    | 366                                | 21.5%     | 203                                      | 4                                  | 2.0%      | 0  | 0                                  | 0.0%      | 22                                       | 0                                  | 0.0%      | 1,926                                    | 370                                | 19.2%     |
| 02 | Aomori    | 469                                      | 101                                | 21.5%     | 44                                       | 0                                  | 0.0%      | 0  | 0                                  | 0.0%      | 3  | 0                                  | 0.0%      | 516                                      | 101                                | 19.6%     |
| 03 | Iwate     | 490                                      | 107                                | 21.8%     | 42                                       | 0                                  | 0.0%      | 0  | 0                                  | 0.0%      | 3  | 0                                  | 0.0%      | 535                                      | 107                                | 20.0%     |
| 04 | Miyagi    | 587                                      | 287                                | 48.9%     | 47                                       | 25                                 | 53.2%     | 1  | 1                                  | 100.0%    | 2  | 1                                  | 50.0%     | 637                                      | 314                                | 49.3%     |
| 05 | Akita     | 328                                      | 18                                 | 5.5%      | 44                                       | 0                                  | 0.0%      | 0  | 0                                  | 0.0%      | 4  | 0                                  | 0.0%      | 376                                      | 18                                 | 4.8%      |
| 06 | Yamagata  | 388                                      | 68                                 | 17.5%     | 37                                       | 6                                  | 16.2%     | 0  | 0                                  | 0.0%      | 3  | 0                                  | 0.0%      | 428                                      | 74                                 | 17.3%     |
| 07 | Fukushima | 642                                      | 24                                 | 3.7%      | 56                                       | 6                                  | 10.7%     | 0  | 0                                  | 0.0%      | 5  | 1                                  | 20.0%     | 703                                      | 31                                 | 4.4%      |
| 08 | Ibaraki   | 757                                      | 298                                | 39.4%     | 85                                       | 47                                 | 55.3%     | 2  | 0                                  | 0.0%      | 15                                       | 9                                  | 60.0%     | 859                                      | 354                                | 41.2%     |
| 09 | Tochigi   | 524                                      | 32                                 | 6.1%      | 44                                       | 0                                  | 0.0%      | 0  | 0                                  | 0.0%      | 0  | 0                                  | 0.0%      | 568                                      | 32                                 | 5.6%      |
| 10 | Gunma     | 478                                      | 55                                 | 11.5%     | 57                                       | 13                                 | 22.8%     | 1  | 0                                  | 0.0%      | 6  | 0                                  | 0.0%      | 542                                      | 68                                 | 12.5%     |
| 11 | Saitama   | 1,220                                    | 977                                | 80.1%     | 137                                      | 51                                 | 37.2%     | 0  | 0                                  | 0.0%      | 27                                       | 8                                  | 29.6%     | 1,384                                    | 1,036                              | 74.9%     |
| 12 | Chiba     | 1,191                                    | 752                                | 63.1%     | 112                                      | 16                                 | 14.3%     | 0  | 0                                  | 0.0%      | 11                                       | 3                                  | 27.3%     | 1,314                                    | 771                                | 58.7%     |
| 13 | Tokyo     | 1,894                                    | 1,834                              | 96.8%     | 154                                      | 154                                | 100.0%    | 0  | 0                                  | 0.0%      | 44                                       | 43                                 | 97.7%     | 2,092                                    | 2,031                              | 97.1%     |
| 14 | Kanagawa  | 1,213                                    | 1,161                              | 95.7%     | 56                                       | 49                                 | 87.5%     | 0  | 0                                  | 0.0%      | 13                                       | 12                                 | 92.3%     | 1,282                                    | 1,222                              | 95.3%     |
| 15 | Niigata   | 730                                      | 178                                | 24.4%     | 77                                       | 8                                  | 10.4%     | 7  | 0                                  | 0.0%      | 9  | 0                                  | 0.0%      | 823                                      | 186                                | 22.6%     |
| 16 | Toyama    | 276                                      | 54                                 | 19.6%     | 41                                       | 1                                  | 2.4%      | 0  | 0                                  | 0.0%      | 9  | 1                                  | 11.1%     | 326                                      | 56                                 | 17.2%     |
| 17 | Ishikawa  | 307                                      | 123                                | 40.1%     | 43                                       | 2                                  | 4.7%      | 0  | 0                                  | 0.0%      | 5  | 1                                  | 20.0%     | 355                                      | 126                                | 35.5%     |
| 18 | Fukui     | 284                                      | 86                                 | 30.3%     | 28                                       | 1                                  | 3.6%      | 0  | 0                                  | 0.0%      | 1  | 0                                  | 0.0%      | 313                                      | 87                                 | 27.8%     |
| 19 | Yamanashi | 260                                      | 128                                | 49.2%     | 24                                       | 17                                 | 70.8%     | 0  | 0                                  | 0.0%      | 1  | 1                                  | 100.0%    | 285                                      | 146                                | 51.2%     |
| 20 | Nagano    | 542                                      | 160                                | 29.5%     | 62                                       | 5                                  | 8.1%      | 0  | 0                                  | 0.0%      | 7  | 0                                  | 0.0%      | 611                                      | 165                                | 27.0%     |
| 21 | Gifu      | 540                                      | 263                                | 48.7%     | 63                                       | 9                                  | 14.3%     | 0  | 0                                  | 0.0%      | 11                                       | 1                                  | 9.1%      | 614                                      | 273                                | 44.5%     |
| 22 | Shizuoka  | 737                                      | 668                                | 90.6%     | 75                                       | 66                                 | 88.0%     | 0  | 0                                  | 0.0%      | 19                                       | 17                                 | 89.5%     | 831                                      | 751                                | 90.4%     |
| 23 | Aichi     | 1,336                                    | 1,125                              | 84.2%     | 119                                      | 76                                 | 63.9%     | 0  | 0                                  | 0.0%      | 18                                       | 6                                  | 33.3%     | 1,473                                    | 1,207                              | 81.9%     |
| 24 | Mie       | 546                                      | 313                                | 57.3%     | 50                                       | 18                                 | 36.0%     | 0  | 0                                  | 0.0%      | 4  | 1                                  | 25.0%     | 600                                      | 332                                | 55.3%     |
| 25 | Shiga     | 320                                      | 90                                 | 28.1%     | 39                                       | 0                                  | 0.0%      | 0  | 0                                  | 0.0%      | 4  | 0                                  | 0.0%      | 363                                      | 90                                 | 24.8%     |
| 26 | Kyoto     | 566                                      | 325                                | 57.4%     | 59                                       | 5                                  | 8.5%      | 0  | 0                                  | 0.0%      | 14                                       | 1                                  | 7.1%      | 639                                      | 331                                | 51.8%     |
| 27 | Osaka     | 1,440                                    | 1,150                              | 79.9%     | 118                                      | 47                                 | 39.8%     | 0  | 0                                  | 0.0%      | 14                                       | 6                                  | 42.9%     | 1,572                                    | 1,203                              | 76.5%     |
| 28 | Hyogo     | 1,108                                    | 539                                | 48.6%     | 124                                      | 15                                 | 12.1%     | 0  | 0                                  | 0.0%      | 13                                       | 3                                  | 23.1%     | 1,245                                    | 557                                | 44.7%     |
| 29 | Nara      | 310                                      | 105                                | 33.9%     | 28                                       | 17                                 | 60.7%     | 0  | 0                                  | 0.0%      | 9  | 3                                  | 33.3%     | 347                                      | 125                                | 36.0%     |
| 30 | Wakayama  | 352                                      | 177                                | 50.3%     | 38                                       | 19                                 | 50.0%     | 0  | 0                                  | 0.0%      | 3  | 1                                  | 33.3%     | 393                                      | 197                                | 50.1%     |
| 31 | Tottori   | 192                                      | 34                                 | 17.7%     | 18                                       | 0                                  | 0.0%      | 0  | 0                                  | 0.0%      | 4  | 0                                  | 0.0%      | 214                                      | 34                                 | 15.9%     |
| 32 | Shimane   | 312                                      | 20                                 | 6.4%      | 31                                       | 0                                  | 0.0%      | 0  | 0                                  | 0.0%      | 8  | 0                                  | 0.0%      | 351                                      | 20                                 | 5.7%      |
| 33 | Okayama   | 562                                      | 95                                 | 16.9%     | 53                                       | 3                                  | 5.7%      | 1  | 0                                  | 0.0%      | 8  | 0                                  | 0.0%      | 624                                      | 98                                 | 15.7%     |
| 34 | Hiroshima | 723                                      | 159                                | 22.0%     | 65                                       | 4                                  | 6.2%      | 0  | 0                                  | 0.0%      | 7  | 0                                  | 0.0%      | 795                                      | 163                                | 20.5%     |
| 35 | Yamaguchi | 437                                      | 58                                 | 13.3%     | 42                                       | 8                                  | 19.0%     | 1  | 1                                  | 100.0%    | 5  | 5                                  | 100.0%    | 485                                      | 72                                 | 14.8%     |
| 36 | Tokushima | 302                                      | 136                                | 45.0%     | 33                                       | 13                                 | 39.4%     | 0  | 0                                  | 0.0%      | 5  | 2                                  | 40.0%     | 340                                      | 151                                | 44.4%     |
| 37 | Kagawa    | 240                                      | 68                                 | 28.3%     | 26                                       | 3                                  | 11.5%     | 0  | 0                                  | 0.0%      | 4  | 0                                  | 0.0%      | 270                                      | 71                                 | 26.3%     |
| 38 | Ehime     | 441                                      | 30                                 | 6.8%      | 47                                       | 0                                  | 0.0%      | 3  | 0                                  | 0.0%      | 3  | 0                                  | 0.0%      | 494                                      | 30                                 | 6.1%      |
| 39 | Kochi     | 330                                      | 102                                | 30.9%     | 27                                       | 12                                 | 44.4%     | 0  | 0                                  | 0.0%      | 4  | 4                                  | 100.0%    | 361                                      | 118                                | 32.7%     |
| 40 | Fukuoka   | 1,039                                    | 42                                 | 4.0%      | 60                                       | 1                                  | 1.7%      | 0  | 0                                  | 0.0%      | 11                                       | 0                                  | 0.0%      | 1,110                                    | 43                                 | 3.9%      |
| 41 | Saga      | 252                                      | 3                                  | 1.2%      | 21                                       | 0                                  | 0.0%      | 0  | 0                                  | 0.0%      | 0  | 0                                  | 0.0%      | 273                                      | 3                                  | 1.1%      |
| 42 | Nagasaki  | 502                                      | 21                                 | 4.2%      | 55                                       | 3                                  | 5.5%      | 0  | 0                                  | 0.0%      | 10                                       | 0                                  | 0.0%      | 567                                      | 24                                 | 4.2%      |
| 43 | Kumamoto  | 490                                      | 17                                 | 3.5%      | 32                                       | 0                                  | 0.0%      | 0  | 0                                  | 0.0%      | 1  | 0                                  | 0.0%      | 523                                      | 17                                 | 3.3%      |
| 44 | Oita      | 369                                      | 119                                | 32.2%     | 24                                       | 5                                  | 20.8%     | 0  | 0                                  | 0.0%      | 6  | 0                                  | 0.0%      | 399                                      | 124                                | 31.1%     |
| 45 | Miyazaki  | 355                                      | 32                                 | 9.0%      | 28                                       | 0                                  | 0.0%      | 1  | 0                                  | 0.0%      | 3  | 0                                  | 0.0%      | 387                                      | 32                                 | 8.3%      |
| 46 | Kagoshima | 612                                      | 8                                  | 1.3%      | 27                                       | 0                                  | 0.0%      | 0  | 0                                  | 0.0%      | 4  | 0                                  | 0.0%      | 643                                      | 8                                  | 1.2%      |
| 47 | Okinawa   | 382                                      | 68                                 | 17.8%     | 31                                       | 0                                  | 0.0%      | 0  | 0                                  | 0.0%      | 1  | 0                                  | 0.0%      | 414                                      | 68                                 | 16.4%     |
|    | Total     | 29,076                                   | 12,576                             | 43.3%     | 2,726                                    | 729                                | 26.7%     | 17                                       | 2                                  | 11.8%     | 383                                      | 130                                | 33.9%     | 32,202                                   | 13,437                             | 41.7%     |

## Number and ratio of schools with disaster prevention/stockpile warehouses (including those in the neighborhood)

\* Starting 2013 Survey, disaster prevention/stockpile warehouses outside the school premises are included only when they are established in the neighborhood of the school.

|       |           | Elementary and lower secondary schools   |                                    |           | Upper secondary schools                  |                                    |           | Secondary education schools              |                                    |           | Schools for Special Needs Education      |                                    |           | Total                                    |                                    |           |
|-------|-----------|--|------------------------------------|-----------|--|------------------------------------|-----------|--|------------------------------------|-----------|--|------------------------------------|-----------|--|------------------------------------|-----------|
|       |           | Number of schools designated as shelters | Number of schools with a warehouse | Ratio (%) | Number of schools designated as shelters | Number of schools with a warehouse | Ratio (%) | Number of schools designated as shelters | Number of schools with a warehouse | Ratio (%) | Number of schools designated as shelters | Number of schools with a warehouse | Ratio (%) | Number of schools designated as shelters | Number of schools with a warehouse | Ratio (%) |
| 01    | Hokkaido  | 1,701                                    | 514                                | 30.2%     | 203                                      | 4                                  | 2.0%      | 0  | 0                                  | 0.0%      | 22                                       | 0                                  | 0.0%      | 1,926                                    | 518                                | 26.9%     |
| 02    | Aomori    | 469                                      | 121                                | 25.8%     | 44                                       | 0                                  | 0.0%      | 0  | 0                                  | 0.0%      | 3  | 0                                  | 0.0%      | 516                                      | 121                                | 23.4%     |
| 03    | Iwate     | 490                                      | 163                                | 33.3%     | 42                                       | 0                                  | 0.0%      | 0  | 0                                  | 0.0%      | 3  | 0                                  | 0.0%      | 535                                      | 163                                | 30.5%     |
| 04    | Miyagi    | 587                                      | 328                                | 55.9%     | 47                                       | 26                                 | 55.3%     | 1  | 1                                  | 100.0%    | 2  | 1                                  | 50.0%     | 637                                      | 356                                | 55.9%     |
| 05    | Akita     | 328                                      | 40                                 | 12.2%     | 44                                       | 0                                  | 0.0%      | 0  | 0                                  | 0.0%      | 4  | 0                                  | 0.0%      | 376                                      | 40                                 | 10.6%     |
| 06    | Yamagata  | 388                                      | 90                                 | 23.2%     | 37                                       | 6                                  | 16.2%     | 0  | 0                                  | 0.0%      | 3  | 0                                  | 0.0%      | 428                                      | 96                                 | 22.4%     |
| 07    | Fukushima | 642                                      | 176                                | 27.4%     | 56                                       | 9                                  | 16.1%     | 0  | 0                                  | 0.0%      | 5  | 1                                  | 20.0%     | 703                                      | 186                                | 26.5%     |
| 08    | Ibaraki   | 757                                      | 353                                | 46.6%     | 85                                       | 56                                 | 65.9%     | 2  | 0                                  | 0.0%      | 15                                       | 10                                 | 66.7%     | 859                                      | 419                                | 48.8%     |
| 09    | Tochigi   | 524                                      | 63                                 | 12.0%     | 44                                       | 0                                  | 0.0%      | 0  | 0                                  | 0.0%      | 0  | 0                                  | 0.0%      | 568                                      | 63                                 | 11.1%     |
| 10    | Gunma     | 478                                      | 122                                | 25.5%     | 57                                       | 14                                 | 24.6%     | 1  | 0                                  | 0.0%      | 6  | 0                                  | 0.0%      | 542                                      | 136                                | 25.1%     |
| 11    | Saitama   | 1,220                                    | 1,001                              | 82.0%     | 137                                      | 51                                 | 37.2%     | 0  | 0                                  | 0.0%      | 27                                       | 9                                  | 33.3%     | 1,384                                    | 1,061                              | 76.7%     |
| 12    | Chiba     | 1,191                                    | 805                                | 67.6%     | 112                                      | 17                                 | 15.2%     | 0  | 0                                  | 0.0%      | 11                                       | 3                                  | 27.3%     | 1,314                                    | 825                                | 62.8%     |
| 13    | Tokyo     | 1,894                                    | 1,865                              | 98.5%     | 154                                      | 164                                | 106.5%    | 0  | 0                                  | 0.0%      | 44                                       | 43                                 | 97.7%     | 2,092                                    | 2,072                              | 99.0%     |
| 14    | Kanagawa  | 1,213                                    | 1,181                              | 97.4%     | 56                                       | 49                                 | 87.5%     | 0  | 0                                  | 0.0%      | 13                                       | 12                                 | 92.3%     | 1,282                                    | 1,242                              | 96.9%     |
| 15    | Niigata   | 730                                      | 396                                | 54.2%     | 77                                       | 18                                 | 23.4%     | 7  | 2                                  | 28.6%     | 9  | 1                                  | 11.1%     | 823                                      | 417                                | 50.7%     |
| 16    | Toyama    | 276                                      | 57                                 | 20.7%     | 41                                       | 1                                  | 2.4%      | 0  | 0                                  | 0.0%      | 9  | 1                                  | 11.1%     | 326                                      | 59                                 | 18.1%     |
| 17    | Ishikawa  | 307                                      | 148                                | 48.2%     | 43                                       | 5                                  | 11.6%     | 0  | 0                                  | 0.0%      | 5  | 2                                  | 40.0%     | 355                                      | 155                                | 43.7%     |
| 18    | Fukui     | 284                                      | 126                                | 44.4%     | 28                                       | 1                                  | 3.6%      | 0  | 0                                  | 0.0%      | 1  | 0                                  | 0.0%      | 313                                      | 127                                | 40.6%     |
| 19    | Yamanashi | 260                                      | 179                                | 68.8%     | 24                                       | 23                                 | 95.8%     | 0  | 0                                  | 0.0%      | 1  | 1                                  | 100.0%    | 285                                      | 203                                | 71.2%     |
| 20    | Nagano    | 542                                      | 255                                | 47.0%     | 62                                       | 5                                  | 8.1%      | 0  | 0                                  | 0.0%      | 7  | 0                                  | 0.0%      | 611                                      | 260                                | 42.6%     |
| 21    | Gifu      | 540                                      | 348                                | 64.4%     | 63                                       | 11                                 | 17.5%     | 0  | 0                                  | 0.0%      | 11                                       | 2                                  | 18.2%     | 614                                      | 361                                | 58.8%     |
| 22    | Shizuoka  | 737                                      | 712                                | 96.6%     | 75                                       | 67                                 | 89.3%     | 0  | 0                                  | 0.0%      | 19                                       | 17                                 | 89.5%     | 831                                      | 796                                | 95.8%     |
| 23    | Aichi     | 1,336                                    | 1,171                              | 87.6%     | 119                                      | 87                                 | 73.1%     | 0  | 0                                  | 0.0%      | 18                                       | 8                                  | 44.4%     | 1,473                                    | 1,266                              | 85.9%     |
| 24    | Mie       | 546                                      | 376                                | 68.9%     | 50                                       | 18                                 | 36.0%     | 0  | 0                                  | 0.0%      | 4  | 1                                  | 25.0%     | 600                                      | 395                                | 65.8%     |
| 25    | Shiga     | 320                                      | 127                                | 39.7%     | 39                                       | 1                                  | 2.6%      | 0  | 0                                  | 0.0%      | 4  | 0                                  | 0.0%      | 363                                      | 128                                | 35.3%     |
| 26    | Kyoto     | 566                                      | 372                                | 65.7%     | 59                                       | 5                                  | 8.5%      | 0  | 0                                  | 0.0%      | 14                                       | 1                                  | 7.1%      | 639                                      | 378                                | 59.2%     |
| 27    | Osaka     | 1,440                                    | 1,166                              | 81.0%     | 118                                      | 53                                 | 44.9%     | 0  | 0                                  | 0.0%      | 14                                       | 6                                  | 42.9%     | 1,572                                    | 1,225                              | 77.9%     |
| 28    | Hyogo     | 1,108                                    | 638                                | 57.6%     | 124                                      | 15                                 | 12.1%     | 0  | 0                                  | 0.0%      | 13                                       | 3                                  | 23.1%     | 1,245                                    | 656                                | 52.7%     |
| 29    | Nara      | 310                                      | 180                                | 58.1%     | 28                                       | 19                                 | 67.9%     | 0  | 0                                  | 0.0%      | 9  | 3                                  | 33.3%     | 347                                      | 202                                | 58.2%     |
| 30    | Wakayama  | 352                                      | 213                                | 60.5%     | 38                                       | 21                                 | 55.3%     | 0  | 0                                  | 0.0%      | 3  | 1                                  | 33.3%     | 393                                      | 235                                | 59.8%     |
| 31    | Tottori   | 192                                      | 82                                 | 42.7%     | 18                                       | 0                                  | 0.0%      | 0  | 0                                  | 0.0%      | 4  | 0                                  | 0.0%      | 214                                      | 82                                 | 38.3%     |
| 32    | Shimane   | 312                                      | 28                                 | 9.0%      | 31                                       | 3                                  | 9.7%      | 0  | 0                                  | 0.0%      | 8  | 0                                  | 0.0%      | 351                                      | 31                                 | 8.8%      |
| 33    | Okayama   | 562                                      | 162                                | 28.8%     | 53                                       | 5                                  | 9.4%      | 1  | 0                                  | 0.0%      | 8  | 0                                  | 0.0%      | 624                                      | 167                                | 26.8%     |
| 34    | Hiroshima | 723                                      | 374                                | 51.7%     | 65                                       | 14                                 | 21.5%     | 0  | 0                                  | 0.0%      | 7  | 1                                  | 14.3%     | 795                                      | 389                                | 48.9%     |
| 35    | Yamaguchi | 437                                      | 363                                | 83.1%     | 42                                       | 10                                 | 23.8%     | 1  | 1                                  | 100.0%    | 5  | 5                                  | 100.0%    | 485                                      | 379                                | 78.1%     |
| 36    | Tokushima | 302                                      | 141                                | 46.7%     | 33                                       | 13                                 | 39.4%     | 0  | 0                                  | 0.0%      | 5  | 3                                  | 60.0%     | 340                                      | 157                                | 46.2%     |
| 37    | Kagawa    | 240                                      | 87                                 | 36.3%     | 26                                       | 3                                  | 11.5%     | 0  | 0                                  | 0.0%      | 4  | 0                                  | 0.0%      | 270                                      | 90                                 | 33.3%     |
| 38    | Ehime     | 441                                      | 110                                | 24.9%     | 47                                       | 8                                  | 17.0%     | 3  | 0                                  | 0.0%      | 3  | 1                                  | 33.3%     | 494                                      | 119                                | 24.1%     |
| 39    | Kochi     | 330                                      | 131                                | 39.7%     | 27                                       | 12                                 | 44.4%     | 0  | 0                                  | 0.0%      | 4  | 4                                  | 100.0%    | 361                                      | 147                                | 40.7%     |
| 40    | Fukuoka   | 1,039                                    | 380                                | 36.6%     | 60                                       | 17                                 | 28.3%     | 0  | 0                                  | 0.0%      | 11                                       | 4                                  | 36.4%     | 1,110                                    | 401                                | 36.1%     |
| 41    | Saga      | 252                                      | 58                                 | 23.0%     | 21                                       | 0                                  | 0.0%      | 0  | 0                                  | 0.0%      | 0  | 0                                  | 0.0%      | 273                                      | 58                                 | 21.2%     |
| 42    | Nagasaki  | 502                                      | 25                                 | 5.0%      | 55                                       | 5                                  | 9.1%      | 0  | 0                                  | 0.0%      | 10                                       | 0                                  | 0.0%      | 567                                      | 30                                 | 5.3%      |
| 43    | Kumamoto  | 490                                      | 94                                 | 19.2%     | 32                                       | 1                                  | 3.1%      | 0  | 0                                  | 0.0%      | 1  | 0                                  | 0.0%      | 523                                      | 95                                 | 18.2%     |
| 44    | Oita      | 369                                      | 158                                | 42.8%     | 24                                       | 7                                  | 29.2%     | 0  | 0                                  | 0.0%      | 6  | 1                                  | 16.7%     | 399                                      | 166                                | 41.6%     |
| 45    | Miyazaki  | 355                                      | 132                                | 37.2%     | 28                                       | 0                                  | 0.0%      | 1  | 0                                  | 0.0%      | 3  | 0                                  | 0.0%      | 387                                      | 132                                | 34.1%     |
| 46    | Kagoshima | 612                                      | 13                                 | 2.1%      | 27                                       | 0                                  | 0.0%      | 0  | 0                                  | 0.0%      | 4  | 0                                  | 0.0%      | 643                                      | 13                                 | 2.0%      |
| 47    | Okinawa   | 382                                      | 73                                 | 19.1%     | 31                                       | 2                                  | 6.5%      | 0  | 0                                  | 0.0%      | 1  | 0                                  | 0.0%      | 414                                      | 75                                 | 18.1%     |
| Total |           | 29,076                                   | 15,697                             | 54.0%     | 2,726                                    | 846                                | 31.0%     | 17                                       | 4                                  | 23.5%     | 383                                      | 145                                | 37.9%     | 32,202                                   | 16,692                             | 51.8%     |

## Number and ratio of schools with toilets accessible from outdoors

|       |           | Elementary and lower secondary schools   |                                |           | Upper secondary schools                  |                                |           | Secondary education schools              |                                |           | Schools for Special Needs Education      |                                |           | Total                                    |                                |           |
|-------|-----------|--|--------------------------------|-----------|--|--------------------------------|-----------|--|--------------------------------|-----------|--|--------------------------------|-----------|--|--------------------------------|-----------|
|       |           | Number of schools designated as shelters | Number of schools with toilets | Ratio (%) | Number of schools designated as shelters | Number of schools with toilets | Ratio (%) | Number of schools designated as shelters | Number of schools with toilets | Ratio (%) | Number of schools designated as shelters | Number of schools with toilets | Ratio (%) | Number of schools designated as shelters | Number of schools with toilets | Ratio (%) |
| 01    | Hokkaido  | 1,701                                    | 302                            | 17.8%     | 203                                      | 26                             | 12.8%     | 0  | 0                              | 0.0%      | 22                                       | 2                              | 9.1%      | 1,926                                    | 330                            | 17.1%     |
| 02    | Aomori    | 469                                      | 131                            | 27.9%     | 44                                       | 15                             | 34.1%     | 0  | 0                              | 0.0%      | 3  | 1                              | 33.3%     | 516                                      | 147                            | 28.5%     |
| 03    | Iwate     | 490                                      | 248                            | 50.6%     | 42                                       | 26                             | 61.9%     | 0  | 0                              | 0.0%      | 3  | 1                              | 33.3%     | 535                                      | 275                            | 51.4%     |
| 04    | Miyagi    | 587                                      | 392                            | 66.8%     | 47                                       | 36                             | 76.6%     | 1  | 1                              | 100.0%    | 2  | 2                              | 100.0%    | 637                                      | 431                            | 67.7%     |
| 05    | Akita     | 328                                      | 128                            | 39.0%     | 44                                       | 26                             | 59.1%     | 0  | 0                              | 0.0%      | 4  | 0                              | 0.0%      | 376                                      | 154                            | 41.0%     |
| 06    | Yamagata  | 388                                      | 168                            | 43.3%     | 37                                       | 21                             | 56.8%     | 0  | 0                              | 0.0%      | 3  | 1                              | 33.3%     | 428                                      | 190                            | 44.4%     |
| 07    | Fukushima | 642                                      | 372                            | 57.9%     | 56                                       | 52                             | 92.9%     | 0  | 0                              | 0.0%      | 5  | 1                              | 20.0%     | 703                                      | 425                            | 60.5%     |
| 08    | Ibaraki   | 757                                      | 558                            | 73.7%     | 85                                       | 82                             | 96.5%     | 2  | 2                              | 100.0%    | 15                                       | 11                             | 73.3%     | 859                                      | 653                            | 76.0%     |
| 09    | Tochigi   | 524                                      | 471                            | 89.9%     | 44                                       | 41                             | 93.2%     | 0  | 0                              | 0.0%      | 0  | 0                              | 0.0%      | 568                                      | 512                            | 90.1%     |
| 10    | Gunma     | 478                                      | 422                            | 88.3%     | 57                                       | 51                             | 89.5%     | 1  | 0                              | 0.0%      | 6  | 3                              | 50.0%     | 542                                      | 476                            | 87.8%     |
| 11    | Saitama   | 1,220                                    | 1,035                          | 84.8%     | 137                                      | 134                            | 97.8%     | 0  | 0                              | 0.0%      | 27                                       | 19                             | 70.4%     | 1,384                                    | 1,188                          | 85.8%     |
| 12    | Chiba     | 1,191                                    | 544                            | 45.7%     | 112                                      | 56                             | 50.0%     | 0  | 0                              | 0.0%      | 11                                       | 3                              | 27.3%     | 1,314                                    | 603                            | 45.9%     |
| 13    | Tokyo     | 1,894                                    | 1,388                          | 73.3%     | 154                                      | 124                            | 80.5%     | 0  | 0                              | 0.0%      | 44                                       | 25                             | 56.8%     | 2,092                                    | 1,537                          | 73.5%     |
| 14    | Kanagawa  | 1,213                                    | 847                            | 69.8%     | 56                                       | 47                             | 83.9%     | 0  | 0                              | 0.0%      | 13                                       | 6                              | 46.2%     | 1,282                                    | 900                            | 70.2%     |
| 15    | Niigata   | 730                                      | 57                             | 7.8%      | 77                                       | 10                             | 13.0%     | 7  | 0                              | 0.0%      | 9  | 0                              | 0.0%      | 823                                      | 67                             | 8.1%      |
| 16    | Toyama    | 276                                      | 180                            | 65.2%     | 41                                       | 24                             | 58.5%     | 0  | 0                              | 0.0%      | 9  | 3                              | 33.3%     | 326                                      | 207                            | 63.5%     |
| 17    | Ishikawa  | 307                                      | 153                            | 49.8%     | 43                                       | 27                             | 62.8%     | 0  | 0                              | 0.0%      | 5  | 3                              | 60.0%     | 355                                      | 183                            | 51.5%     |
| 18    | Fukui     | 284                                      | 222                            | 78.2%     | 28                                       | 23                             | 82.1%     | 0  | 0                              | 0.0%      | 1  | 0                              | 0.0%      | 313                                      | 245                            | 78.3%     |
| 19    | Yamanashi | 260                                      | 193                            | 74.2%     | 24                                       | 21                             | 87.5%     | 0  | 0                              | 0.0%      | 1  | 1                              | 100.0%    | 285                                      | 215                            | 75.4%     |
| 20    | Nagano    | 542                                      | 422                            | 77.9%     | 62                                       | 56                             | 90.3%     | 0  | 0                              | 0.0%      | 7  | 5                              | 71.4%     | 611                                      | 483                            | 79.1%     |
| 21    | Gifu      | 540                                      | 445                            | 82.4%     | 63                                       | 57                             | 90.5%     | 0  | 0                              | 0.0%      | 11                                       | 5                              | 45.5%     | 614                                      | 507                            | 82.6%     |
| 22    | Shizuoka  | 737                                      | 699                            | 94.8%     | 75                                       | 72                             | 96.0%     | 0  | 0                              | 0.0%      | 19                                       | 15                             | 78.9%     | 831                                      | 786                            | 94.6%     |
| 23    | Aichi     | 1,336                                    | 1,229                          | 92.0%     | 119                                      | 115                            | 96.6%     | 0  | 0                              | 0.0%      | 18                                       | 14                             | 77.8%     | 1,473                                    | 1,358                          | 92.2%     |
| 24    | Mie       | 546                                      | 453                            | 83.0%     | 50                                       | 48                             | 96.0%     | 0  | 0                              | 0.0%      | 4  | 3                              | 75.0%     | 600                                      | 504                            | 84.0%     |
| 25    | Shiga     | 320                                      | 242                            | 75.6%     | 39                                       | 36                             | 92.3%     | 0  | 0                              | 0.0%      | 4  | 3                              | 75.0%     | 363                                      | 281                            | 77.4%     |
| 26    | Kyoto     | 566                                      | 422                            | 74.6%     | 59                                       | 53                             | 89.8%     | 0  | 0                              | 0.0%      | 14                                       | 9                              | 64.3%     | 639                                      | 484                            | 75.7%     |
| 27    | Osaka     | 1,440                                    | 957                            | 66.5%     | 118                                      | 86                             | 72.9%     | 0  | 0                              | 0.0%      | 14                                       | 4                              | 28.6%     | 1,572                                    | 1,047                          | 66.6%     |
| 28    | Hyogo     | 1,108                                    | 941                            | 84.9%     | 124                                      | 110                            | 88.7%     | 0  | 0                              | 0.0%      | 13                                       | 2                              | 15.4%     | 1,245                                    | 1,053                          | 84.6%     |
| 29    | Nara      | 310                                      | 257                            | 82.9%     | 28                                       | 27                             | 96.4%     | 0  | 0                              | 0.0%      | 9  | 8                              | 88.9%     | 347                                      | 292                            | 84.1%     |
| 30    | Wakayama  | 352                                      | 248                            | 70.5%     | 38                                       | 33                             | 86.8%     | 0  | 0                              | 0.0%      | 3  | 2                              | 66.7%     | 393                                      | 283                            | 72.0%     |
| 31    | Tottori   | 192                                      | 124                            | 64.6%     | 18                                       | 17                             | 94.4%     | 0  | 0                              | 0.0%      | 4  | 2                              | 50.0%     | 214                                      | 143                            | 66.8%     |
| 32    | Shimane   | 312                                      | 203                            | 65.1%     | 31                                       | 22                             | 71.0%     | 0  | 0                              | 0.0%      | 8  | 4                              | 50.0%     | 351                                      | 229                            | 65.2%     |
| 33    | Okayama   | 562                                      | 482                            | 85.8%     | 53                                       | 39                             | 73.6%     | 1  | 1                              | 100.0%    | 8  | 5                              | 62.5%     | 624                                      | 527                            | 84.5%     |
| 34    | Hiroshima | 723                                      | 435                            | 60.2%     | 65                                       | 51                             | 78.5%     | 0  | 0                              | 0.0%      | 7  | 7                              | 100.0%    | 795                                      | 493                            | 62.0%     |
| 35    | Yamaguchi | 437                                      | 381                            | 87.2%     | 42                                       | 40                             | 95.2%     | 1  | 1                              | 100.0%    | 5  | 5                              | 100.0%    | 485                                      | 427                            | 88.0%     |
| 36    | Tokushima | 302                                      | 191                            | 63.2%     | 33                                       | 28                             | 84.8%     | 0  | 0                              | 0.0%      | 5  | 2                              | 40.0%     | 340                                      | 221                            | 65.0%     |
| 37    | Kagawa    | 240                                      | 212                            | 88.3%     | 26                                       | 25                             | 96.2%     | 0  | 0                              | 0.0%      | 4  | 3                              | 75.0%     | 270                                      | 240                            | 88.9%     |
| 38    | Ehime     | 441                                      | 390                            | 88.4%     | 47                                       | 48                             | 102.1%    | 3  | 3                              | 100.0%    | 3  | 3                              | 100.0%    | 494                                      | 444                            | 89.9%     |
| 39    | Kochi     | 330                                      | 228                            | 69.1%     | 27                                       | 15                             | 55.6%     | 0  | 0                              | 0.0%      | 4  | 3                              | 75.0%     | 361                                      | 246                            | 68.1%     |
| 40    | Fukuoka   | 1,039                                    | 819                            | 78.8%     | 60                                       | 49                             | 81.7%     | 0  | 0                              | 0.0%      | 11                                       | 1                              | 9.1%      | 1,110                                    | 869                            | 78.3%     |
| 41    | Saga      | 252                                      | 223                            | 88.5%     | 21                                       | 21                             | 100.0%    | 0  | 0                              | 0.0%      | 0  | 0                              | 0.0%      | 273                                      | 244                            | 89.4%     |
| 42    | Nagasaki  | 502                                      | 405                            | 80.7%     | 55                                       | 53                             | 96.4%     | 0  | 0                              | 0.0%      | 10                                       | 6                              | 60.0%     | 567                                      | 464                            | 81.8%     |
| 43    | Kumamoto  | 490                                      | 418                            | 85.3%     | 32                                       | 31                             | 96.9%     | 0  | 0                              | 0.0%      | 1  | 0                              | 0.0%      | 523                                      | 449                            | 85.9%     |
| 44    | Oita      | 369                                      | 292                            | 79.1%     | 24                                       | 24                             | 100.0%    | 0  | 0                              | 0.0%      | 6  | 5                              | 83.3%     | 399                                      | 321                            | 80.5%     |
| 45    | Miyazaki  | 355                                      | 224                            | 63.1%     | 28                                       | 28                             | 100.0%    | 1  | 1                              | 100.0%    | 3  | 3                              | 100.0%    | 387                                      | 256                            | 66.1%     |
| 46    | Kagoshima | 612                                      | 502                            | 82.0%     | 27                                       | 26                             | 96.3%     | 0  | 0                              | 0.0%      | 4  | 4                              | 100.0%    | 643                                      | 532                            | 82.7%     |
| 47    | Okinawa   | 382                                      | 292                            | 76.4%     | 31                                       | 30                             | 96.8%     | 0  | 0                              | 0.0%      | 1  | 1                              | 100.0%    | 414                                      | 323                            | 78.0%     |
| Total |           | 29,076                                   | 19,947                         | 68.6%     | 2,726                                    | 2,082                          | 76.4%     | 17                                       | 9                              | 52.9%     | 383                                      | 206                            | 53.8%     | 32,202                                   | 22,244                         | 69.1%     |

## Number and ratio of schools with toilets in the gymnasium

|       |           | Elementary and lower secondary schools   |                                |           | Upper secondary schools                  |                                |           | Secondary education schools              |                                |           | Schools for Special Needs Education      |                                |           | Total                                    |                                |           |
|-------|-----------|--|--------------------------------|-----------|--|--------------------------------|-----------|--|--------------------------------|-----------|--|--------------------------------|-----------|--|--------------------------------|-----------|
|       |           | Number of schools designated as shelters | Number of schools with toilets | Ratio (%) | Number of schools designated as shelters | Number of schools with toilets | Ratio (%) | Number of schools designated as shelters | Number of schools with toilets | Ratio (%) | Number of schools designated as shelters | Number of schools with toilets | Ratio (%) | Number of schools designated as shelters | Number of schools with toilets | Ratio (%) |
| 01    | Hokkaido  | 1,701                                    | 1,182                          | 69.5%     | 203                                      | 164                            | 80.8%     | 0  | 0                              | 0.0%      | 22                                       | 15                             | 68.2%     | 1,926                                    | 1,361                          | 70.7%     |
| 02    | Aomori    | 469                                      | 397                            | 84.6%     | 44                                       | 30                             | 68.2%     | 0  | 0                              | 0.0%      | 3  | 2                              | 66.7%     | 516                                      | 429                            | 83.1%     |
| 03    | Iwate     | 490                                      | 447                            | 91.2%     | 42                                       | 39                             | 92.9%     | 0  | 0                              | 0.0%      | 3  | 3                              | 100.0%    | 535                                      | 489                            | 91.4%     |
| 04    | Miyagi    | 587                                      | 517                            | 88.1%     | 47                                       | 37                             | 78.7%     | 1  | 1                              | 100.0%    | 2  | 1                              | 50.0%     | 637                                      | 556                            | 87.3%     |
| 05    | Akita     | 328                                      | 275                            | 83.8%     | 44                                       | 38                             | 86.4%     | 0  | 0                              | 0.0%      | 4  | 3                              | 75.0%     | 376                                      | 316                            | 84.0%     |
| 06    | Yamagata  | 388                                      | 350                            | 90.2%     | 37                                       | 35                             | 94.6%     | 0  | 0                              | 0.0%      | 3  | 3                              | 100.0%    | 428                                      | 388                            | 90.7%     |
| 07    | Fukushima | 642                                      | 505                            | 78.7%     | 56                                       | 20                             | 35.7%     | 0  | 0                              | 0.0%      | 5  | 2                              | 40.0%     | 703                                      | 527                            | 75.0%     |
| 08    | Ibaraki   | 757                                      | 618                            | 81.6%     | 85                                       | 48                             | 56.5%     | 2  | 1                              | 50.0%     | 15                                       | 13                             | 86.7%     | 859                                      | 680                            | 79.2%     |
| 09    | Tochigi   | 524                                      | 478                            | 91.2%     | 44                                       | 40                             | 90.9%     | 0  | 0                              | 0.0%      | 0  | 0                              | 0.0%      | 568                                      | 518                            | 91.2%     |
| 10    | Gunma     | 478                                      | 409                            | 85.6%     | 57                                       | 56                             | 98.2%     | 1  | 1                              | 100.0%    | 6  | 6                              | 100.0%    | 542                                      | 472                            | 87.1%     |
| 11    | Saitama   | 1,220                                    | 1,010                          | 82.8%     | 137                                      | 91                             | 66.4%     | 0  | 0                              | 0.0%      | 27                                       | 23                             | 85.2%     | 1,384                                    | 1,124                          | 81.2%     |
| 12    | Chiba     | 1,191                                    | 1,147                          | 96.3%     | 112                                      | 81                             | 72.3%     | 0  | 0                              | 0.0%      | 11                                       | 8                              | 72.7%     | 1,314                                    | 1,236                          | 94.1%     |
| 13    | Tokyo     | 1,894                                    | 1,427                          | 75.3%     | 154                                      | 130                            | 84.4%     | 0  | 0                              | 0.0%      | 44                                       | 26                             | 59.1%     | 2,092                                    | 1,583                          | 75.7%     |
| 14    | Kanagawa  | 1,213                                    | 1,056                          | 87.1%     | 56                                       | 23                             | 41.1%     | 0  | 0                              | 0.0%      | 13                                       | 4                              | 30.8%     | 1,282                                    | 1,083                          | 84.5%     |
| 15    | Niigata   | 730                                      | 702                            | 96.2%     | 77                                       | 72                             | 93.5%     | 7  | 7                              | 100.0%    | 9  | 7                              | 77.8%     | 823                                      | 788                            | 95.7%     |
| 16    | Toyama    | 276                                      | 226                            | 81.9%     | 41                                       | 37                             | 90.2%     | 0  | 0                              | 0.0%      | 9  | 7                              | 77.8%     | 326                                      | 270                            | 82.8%     |
| 17    | Ishikawa  | 307                                      | 256                            | 83.4%     | 43                                       | 28                             | 65.1%     | 0  | 0                              | 0.0%      | 5  | 0                              | 0.0%      | 355                                      | 284                            | 80.0%     |
| 18    | Fukui     | 284                                      | 275                            | 96.8%     | 28                                       | 26                             | 92.9%     | 0  | 0                              | 0.0%      | 1  | 1                              | 100.0%    | 313                                      | 302                            | 96.5%     |
| 19    | Yamanashi | 260                                      | 240                            | 92.3%     | 24                                       | 20                             | 83.3%     | 0  | 0                              | 0.0%      | 1  | 1                              | 100.0%    | 285                                      | 261                            | 91.6%     |
| 20    | Nagano    | 542                                      | 472                            | 87.1%     | 62                                       | 13                             | 21.0%     | 0  | 0                              | 0.0%      | 7  | 6                              | 85.7%     | 611                                      | 491                            | 80.4%     |
| 21    | Gifu      | 540                                      | 509                            | 94.3%     | 63                                       | 38                             | 60.3%     | 0  | 0                              | 0.0%      | 11                                       | 9                              | 81.8%     | 614                                      | 556                            | 90.6%     |
| 22    | Shizuoka  | 737                                      | 657                            | 89.1%     | 75                                       | 47                             | 62.7%     | 0  | 0                              | 0.0%      | 19                                       | 8                              | 42.1%     | 831                                      | 712                            | 85.7%     |
| 23    | Aichi     | 1,336                                    | 1,215                          | 90.9%     | 119                                      | 99                             | 83.2%     | 0  | 0                              | 0.0%      | 18                                       | 14                             | 77.8%     | 1,473                                    | 1,328                          | 90.2%     |
| 24    | Mie       | 546                                      | 496                            | 90.8%     | 50                                       | 14                             | 28.0%     | 0  | 0                              | 0.0%      | 4  | 2                              | 50.0%     | 600                                      | 512                            | 85.3%     |
| 25    | Shiga     | 320                                      | 274                            | 85.6%     | 39                                       | 7                              | 17.9%     | 0  | 0                              | 0.0%      | 4  | 4                              | 100.0%    | 363                                      | 285                            | 78.5%     |
| 26    | Kyoto     | 566                                      | 456                            | 80.6%     | 59                                       | 36                             | 61.0%     | 0  | 0                              | 0.0%      | 14                                       | 8                              | 57.1%     | 639                                      | 500                            | 78.2%     |
| 27    | Osaka     | 1,440                                    | 988                            | 68.6%     | 118                                      | 65                             | 55.1%     | 0  | 0                              | 0.0%      | 14                                       | 9                              | 64.3%     | 1,572                                    | 1,062                          | 67.6%     |
| 28    | Hyogo     | 1,108                                    | 738                            | 66.6%     | 124                                      | 89                             | 71.8%     | 0  | 0                              | 0.0%      | 13                                       | 7                              | 53.8%     | 1,245                                    | 834                            | 67.0%     |
| 29    | Nara      | 310                                      | 258                            | 83.2%     | 28                                       | 19                             | 67.9%     | 0  | 0                              | 0.0%      | 9  | 8                              | 88.9%     | 347                                      | 285                            | 82.1%     |
| 30    | Wakayama  | 352                                      | 253                            | 71.9%     | 38                                       | 27                             | 71.1%     | 0  | 0                              | 0.0%      | 3  | 3                              | 100.0%    | 393                                      | 283                            | 72.0%     |
| 31    | Tottori   | 192                                      | 169                            | 88.0%     | 18                                       | 14                             | 77.8%     | 0  | 0                              | 0.0%      | 4  | 2                              | 50.0%     | 214                                      | 185                            | 86.4%     |
| 32    | Shimane   | 312                                      | 272                            | 87.2%     | 31                                       | 29                             | 93.5%     | 0  | 0                              | 0.0%      | 8  | 8                              | 100.0%    | 351                                      | 309                            | 88.0%     |
| 33    | Okayama   | 562                                      | 438                            | 77.9%     | 53                                       | 8                              | 15.1%     | 1  | 0                              | 0.0%      | 8  | 3                              | 37.5%     | 624                                      | 449                            | 72.0%     |
| 34    | Hiroshima | 723                                      | 607                            | 84.0%     | 65                                       | 46                             | 70.8%     | 0  | 0                              | 0.0%      | 7  | 5                              | 71.4%     | 795                                      | 658                            | 82.8%     |
| 35    | Yamaguchi | 437                                      | 329                            | 75.3%     | 42                                       | 18                             | 42.9%     | 1  | 1                              | 100.0%    | 5  | 5                              | 100.0%    | 485                                      | 353                            | 72.8%     |
| 36    | Tokushima | 302                                      | 226                            | 74.8%     | 33                                       | 27                             | 81.8%     | 0  | 0                              | 0.0%      | 5  | 3                              | 60.0%     | 340                                      | 256                            | 75.3%     |
| 37    | Kagawa    | 240                                      | 172                            | 71.7%     | 26                                       | 20                             | 76.9%     | 0  | 0                              | 0.0%      | 4  | 3                              | 75.0%     | 270                                      | 195                            | 72.2%     |
| 38    | Ehime     | 441                                      | 353                            | 80.0%     | 47                                       | 10                             | 21.3%     | 3  | 1                              | 33.3%     | 3  | 1                              | 33.3%     | 494                                      | 365                            | 73.9%     |
| 39    | Kochi     | 330                                      | 246                            | 74.5%     | 27                                       | 22                             | 81.5%     | 0  | 0                              | 0.0%      | 4  | 3                              | 75.0%     | 361                                      | 271                            | 75.1%     |
| 40    | Fukuoka   | 1,039                                    | 884                            | 85.1%     | 60                                       | 38                             | 63.3%     | 0  | 0                              | 0.0%      | 11                                       | 6                              | 54.5%     | 1,110                                    | 928                            | 83.6%     |
| 41    | Saga      | 252                                      | 177                            | 70.2%     | 21                                       | 12                             | 57.1%     | 0  | 0                              | 0.0%      | 0  | 0                              | 0.0%      | 273                                      | 189                            | 69.2%     |
| 42    | Nagasaki  | 502                                      | 383                            | 76.3%     | 55                                       | 34                             | 61.8%     | 0  | 0                              | 0.0%      | 10                                       | 6                              | 60.0%     | 567                                      | 423                            | 74.6%     |
| 43    | Kumamoto  | 490                                      | 370                            | 75.5%     | 32                                       | 16                             | 50.0%     | 0  | 0                              | 0.0%      | 1  | 0                              | 0.0%      | 523                                      | 386                            | 73.8%     |
| 44    | Oita      | 369                                      | 315                            | 85.4%     | 24                                       | 10                             | 41.7%     | 0  | 0                              | 0.0%      | 6  | 5                              | 83.3%     | 399                                      | 330                            | 82.7%     |
| 45    | Miyazaki  | 355                                      | 279                            | 78.6%     | 28                                       | 28                             | 100.0%    | 1  | 1                              | 100.0%    | 3  | 2                              | 66.7%     | 387                                      | 310                            | 80.1%     |
| 46    | Kagoshima | 612                                      | 402                            | 65.7%     | 27                                       | 12                             | 44.4%     | 0  | 0                              | 0.0%      | 4  | 4                              | 100.0%    | 643                                      | 418                            | 65.0%     |
| 47    | Okinawa   | 382                                      | 355                            | 92.9%     | 31                                       | 31                             | 100.0%    | 0  | 0                              | 0.0%      | 1  | 1                              | 100.0%    | 414                                      | 387                            | 93.5%     |
| Total |           | 29,076                                   | 23,810                         | 81.9%     | 2,726                                    | 1,844                          | 67.6%     | 17                                       | 13                             | 76.5%     | 383                                      | 260                            | 67.9%     | 32,202                                   | 25,927                         | 80.5%     |

## Number and ratio of schools with multipurpose toilets in the gymnasium, school buildings, etc.

\* Starting 2013 Survey, multipurpose toilets and slopes either in gymnasiums or school buildings are included.

|       |           | Elementary and lower secondary schools   |                                       |           | Upper secondary schools                  |                                       |           | Secondary education schools              |                                       |           | Schools for Special Needs Education      |                                       |           | Total                                    |                                       |           |
|-------|-----------|--|---------------------------------------|-----------|--|---------------------------------------|-----------|--|---------------------------------------|-----------|--|---------------------------------------|-----------|--|---------------------------------------|-----------|
|       |           | Number of schools designated as shelters | Number of schools with the facilities | Ratio (%) | Number of schools designated as shelters | Number of schools with the facilities | Ratio (%) | Number of schools designated as shelters | Number of schools with the facilities | Ratio (%) | Number of schools designated as shelters | Number of schools with the facilities | Ratio (%) | Number of schools designated as shelters | Number of schools with the facilities | Ratio (%) |
| 01    | Hokkaido  | 1,701                                    | 655                                   | 38.5%     | 203                                      | 177                                   | 87.2%     | 0  | 0                                     | 0.0%      | 22                                       | 18                                    | 81.8%     | 1,926                                    | 850                                   | 44.1%     |
| 02    | Aomori    | 469                                      | 130                                   | 27.7%     | 44                                       | 4                                     | 9.1%      | 0  | 0                                     | 0.0%      | 3  | 1                                     | 33.3%     | 516                                      | 135                                   | 26.2%     |
| 03    | Iwate     | 490                                      | 124                                   | 25.3%     | 42                                       | 11                                    | 26.2%     | 0  | 0                                     | 0.0%      | 3  | 1                                     | 33.3%     | 535                                      | 136                                   | 25.4%     |
| 04    | Miyagi    | 587                                      | 349                                   | 59.5%     | 47                                       | 27                                    | 57.4%     | 1  | 1                                     | 100.0%    | 2  | 2                                     | 100.0%    | 637                                      | 379                                   | 59.5%     |
| 05    | Akita     | 328                                      | 124                                   | 37.8%     | 44                                       | 21                                    | 47.7%     | 0  | 0                                     | 0.0%      | 4  | 3                                     | 75.0%     | 376                                      | 148                                   | 39.4%     |
| 06    | Yamagata  | 388                                      | 72                                    | 18.6%     | 37                                       | 9                                     | 24.3%     | 0  | 0                                     | 0.0%      | 3  | 2                                     | 66.7%     | 428                                      | 83                                    | 19.4%     |
| 07    | Fukushima | 642                                      | 192                                   | 29.9%     | 56                                       | 33                                    | 58.9%     | 0  | 0                                     | 0.0%      | 5  | 3                                     | 60.0%     | 703                                      | 228                                   | 32.4%     |
| 08    | Ibaraki   | 757                                      | 250                                   | 33.0%     | 85                                       | 21                                    | 24.7%     | 2  | 0                                     | 0.0%      | 15                                       | 9                                     | 60.0%     | 859                                      | 280                                   | 32.6%     |
| 09    | Tochigi   | 524                                      | 164                                   | 31.3%     | 44                                       | 23                                    | 52.3%     | 0  | 0                                     | 0.0%      | 0  | 0                                     | 0.0%      | 568                                      | 187                                   | 32.9%     |
| 10    | Gunma     | 478                                      | 176                                   | 36.8%     | 57                                       | 34                                    | 59.6%     | 1  | 0                                     | 0.0%      | 6  | 5                                     | 83.3%     | 542                                      | 215                                   | 39.7%     |
| 11    | Saitama   | 1,220                                    | 587                                   | 48.1%     | 137                                      | 93                                    | 67.9%     | 0  | 0                                     | 0.0%      | 27                                       | 20                                    | 74.1%     | 1,384                                    | 700                                   | 50.6%     |
| 12    | Chiba     | 1,191                                    | 493                                   | 41.4%     | 112                                      | 74                                    | 66.1%     | 0  | 0                                     | 0.0%      | 11                                       | 10                                    | 90.9%     | 1,314                                    | 577                                   | 43.9%     |
| 13    | Tokyo     | 1,894                                    | 1,071                                 | 56.5%     | 154                                      | 106                                   | 68.8%     | 0  | 0                                     | 0.0%      | 44                                       | 36                                    | 81.8%     | 2,092                                    | 1,213                                 | 58.0%     |
| 14    | Kanagawa  | 1,213                                    | 737                                   | 60.8%     | 56                                       | 28                                    | 50.0%     | 0  | 0                                     | 0.0%      | 13                                       | 9                                     | 69.2%     | 1,282                                    | 774                                   | 60.4%     |
| 15    | Niigata   | 730                                      | 219                                   | 30.0%     | 77                                       | 26                                    | 33.8%     | 7  | 1                                     | 14.3%     | 9  | 6                                     | 66.7%     | 823                                      | 252                                   | 30.6%     |
| 16    | Toyama    | 276                                      | 126                                   | 45.7%     | 41                                       | 38                                    | 92.7%     | 0  | 0                                     | 0.0%      | 9  | 9                                     | 100.0%    | 326                                      | 173                                   | 53.1%     |
| 17    | Ishikawa  | 307                                      | 146                                   | 47.6%     | 43                                       | 18                                    | 41.9%     | 0  | 0                                     | 0.0%      | 5  | 2                                     | 40.0%     | 355                                      | 166                                   | 46.8%     |
| 18    | Fukui     | 284                                      | 94                                    | 33.1%     | 28                                       | 5                                     | 17.9%     | 0  | 0                                     | 0.0%      | 1  | 1                                     | 100.0%    | 313                                      | 100                                   | 31.9%     |
| 19    | Yamanashi | 260                                      | 134                                   | 51.5%     | 24                                       | 21                                    | 87.5%     | 0  | 0                                     | 0.0%      | 1  | 0                                     | 0.0%      | 285                                      | 155                                   | 54.4%     |
| 20    | Nagano    | 542                                      | 296                                   | 54.6%     | 62                                       | 61                                    | 98.4%     | 0  | 0                                     | 0.0%      | 7  | 6                                     | 85.7%     | 611                                      | 363                                   | 59.4%     |
| 21    | Gifu      | 540                                      | 273                                   | 50.6%     | 63                                       | 31                                    | 49.2%     | 0  | 0                                     | 0.0%      | 11                                       | 10                                    | 90.9%     | 614                                      | 314                                   | 51.1%     |
| 22    | Shizuoka  | 737                                      | 296                                   | 40.2%     | 75                                       | 54                                    | 72.0%     | 0  | 0                                     | 0.0%      | 19                                       | 15                                    | 78.9%     | 831                                      | 365                                   | 43.9%     |
| 23    | Aichi     | 1,336                                    | 502                                   | 37.6%     | 119                                      | 34                                    | 28.6%     | 0  | 0                                     | 0.0%      | 18                                       | 8                                     | 44.4%     | 1,473                                    | 544                                   | 36.9%     |
| 24    | Mie       | 546                                      | 367                                   | 67.2%     | 50                                       | 46                                    | 92.0%     | 0  | 0                                     | 0.0%      | 4  | 4                                     | 100.0%    | 600                                      | 417                                   | 69.5%     |
| 25    | Shiga     | 320                                      | 225                                   | 70.3%     | 39                                       | 29                                    | 74.4%     | 0  | 0                                     | 0.0%      | 4  | 4                                     | 100.0%    | 363                                      | 258                                   | 71.1%     |
| 26    | Kyoto     | 566                                      | 395                                   | 69.8%     | 59                                       | 54                                    | 91.5%     | 0  | 0                                     | 0.0%      | 14                                       | 13                                    | 92.9%     | 639                                      | 462                                   | 72.3%     |
| 27    | Osaka     | 1,440                                    | 1,206                                 | 83.8%     | 118                                      | 62                                    | 52.5%     | 0  | 0                                     | 0.0%      | 14                                       | 11                                    | 78.6%     | 1,572                                    | 1,279                                 | 81.4%     |
| 28    | Hyogo     | 1,108                                    | 912                                   | 82.3%     | 124                                      | 118                                   | 95.2%     | 0  | 0                                     | 0.0%      | 13                                       | 12                                    | 92.3%     | 1,245                                    | 1,042                                 | 83.7%     |
| 29    | Nara      | 310                                      | 191                                   | 61.6%     | 28                                       | 27                                    | 96.4%     | 0  | 0                                     | 0.0%      | 9  | 7                                     | 77.8%     | 347                                      | 225                                   | 64.8%     |
| 30    | Wakayama  | 352                                      | 209                                   | 59.4%     | 38                                       | 34                                    | 89.5%     | 0  | 0                                     | 0.0%      | 3  | 3                                     | 100.0%    | 393                                      | 246                                   | 62.6%     |
| 31    | Tottori   | 192                                      | 101                                   | 52.6%     | 18                                       | 13                                    | 72.2%     | 0  | 0                                     | 0.0%      | 4  | 4                                     | 100.0%    | 214                                      | 118                                   | 55.1%     |
| 32    | Shimane   | 312                                      | 114                                   | 36.5%     | 31                                       | 18                                    | 58.1%     | 0  | 0                                     | 0.0%      | 8  | 5                                     | 62.5%     | 351                                      | 137                                   | 39.0%     |
| 33    | Okayama   | 562                                      | 229                                   | 40.7%     | 53                                       | 17                                    | 32.1%     | 1  | 1                                     | 100.0%    | 8  | 3                                     | 37.5%     | 624                                      | 250                                   | 40.1%     |
| 34    | Hiroshima | 723                                      | 481                                   | 66.5%     | 65                                       | 58                                    | 89.2%     | 0  | 0                                     | 0.0%      | 7  | 7                                     | 100.0%    | 795                                      | 546                                   | 68.7%     |
| 35    | Yamaguchi | 437                                      | 171                                   | 39.1%     | 42                                       | 14                                    | 33.3%     | 1  | 1                                     | 100.0%    | 5  | 4                                     | 80.0%     | 485                                      | 190                                   | 39.2%     |
| 36    | Tokushima | 302                                      | 87                                    | 28.8%     | 33                                       | 29                                    | 87.9%     | 0  | 0                                     | 0.0%      | 5  | 4                                     | 80.0%     | 340                                      | 120                                   | 35.3%     |
| 37    | Kagawa    | 240                                      | 119                                   | 49.6%     | 26                                       | 23                                    | 88.5%     | 0  | 0                                     | 0.0%      | 4  | 4                                     | 100.0%    | 270                                      | 146                                   | 54.1%     |
| 38    | Ehime     | 441                                      | 193                                   | 43.8%     | 47                                       | 19                                    | 40.4%     | 3  | 1                                     | 33.3%     | 3  | 3                                     | 100.0%    | 494                                      | 216                                   | 43.7%     |
| 39    | Kochi     | 330                                      | 142                                   | 43.0%     | 27                                       | 19                                    | 70.4%     | 0  | 0                                     | 0.0%      | 4  | 3                                     | 75.0%     | 361                                      | 164                                   | 45.4%     |
| 40    | Fukuoka   | 1,039                                    | 718                                   | 69.1%     | 60                                       | 26                                    | 43.3%     | 0  | 0                                     | 0.0%      | 11                                       | 3                                     | 27.3%     | 1,110                                    | 747                                   | 67.3%     |
| 41    | Saga      | 252                                      | 122                                   | 48.4%     | 21                                       | 20                                    | 95.2%     | 0  | 0                                     | 0.0%      | 0  | 0                                     | 0.0%      | 273                                      | 142                                   | 52.0%     |
| 42    | Nagasaki  | 502                                      | 145                                   | 28.9%     | 55                                       | 37                                    | 67.3%     | 0  | 0                                     | 0.0%      | 10                                       | 7                                     | 70.0%     | 567                                      | 189                                   | 33.3%     |
| 43    | Kumamoto  | 490                                      | 224                                   | 45.7%     | 32                                       | 12                                    | 37.5%     | 0  | 0                                     | 0.0%      | 1  | 1                                     | 100.0%    | 523                                      | 237                                   | 45.3%     |
| 44    | Oita      | 369                                      | 171                                   | 46.3%     | 24                                       | 10                                    | 41.7%     | 0  | 0                                     | 0.0%      | 6  | 5                                     | 83.3%     | 399                                      | 186                                   | 46.6%     |
| 45    | Miyazaki  | 355                                      | 139                                   | 39.2%     | 28                                       | 28                                    | 100.0%    | 1  | 1                                     | 100.0%    | 3  | 3                                     | 100.0%    | 387                                      | 171                                   | 44.2%     |
| 46    | Kagoshima | 612                                      | 180                                   | 29.4%     | 27                                       | 22                                    | 81.5%     | 0  | 0                                     | 0.0%      | 4  | 4                                     | 100.0%    | 643                                      | 206                                   | 32.0%     |
| 47    | Okinawa   | 382                                      | 211                                   | 55.2%     | 31                                       | 27                                    | 87.1%     | 0  | 0                                     | 0.0%      | 1  | 1                                     | 100.0%    | 414                                      | 239                                   | 57.7%     |
| Total |           | 29,076                                   | 14,262                                | 49.1%     | 2,726                                    | 1,711                                 | 62.8%     | 17                                       | 6                                     | 35.3%     | 383                                      | 291                                   | 76.0%     | 32,202                                   | 16,270                                | 50.5%     |

## Number and ratio of schools with emergency communication equipment

|       |           | Elementary and lower secondary schools   |                                      |           | Upper secondary schools                  |                                      |           | Secondary education schools              |                                      |           | Schools for Special Needs Education      |                                      |           | Total                                    |                                      |           |
|-------|-----------|--|--------------------------------------|-----------|--|--------------------------------------|-----------|--|--------------------------------------|-----------|--|--------------------------------------|-----------|--|--------------------------------------|-----------|
|       |           | Number of schools designated as shelters | Number of schools with the equipment | Ratio (%) | Number of schools designated as shelters | Number of schools with the equipment | Ratio (%) | Number of schools designated as shelters | Number of schools with the equipment | Ratio (%) | Number of schools designated as shelters | Number of schools with the equipment | Ratio (%) | Number of schools designated as shelters | Number of schools with the equipment | Ratio (%) |
| 01    | Hokkaido  | 1,701                                    | 628                                  | 36.9%     | 203                                      | 23                                   | 11.3%     | 0  | 0                                    | 0.0%      | 22                                       | 2                                    | 9.1%      | 1,926                                    | 653                                  | 33.9%     |
| 02    | Aomori    | 469                                      | 323                                  | 68.9%     | 44                                       | 0                                    | 0.0%      | 0  | 0                                    | 0.0%      | 3  | 0                                    | 0.0%      | 516                                      | 323                                  | 62.6%     |
| 03    | Iwate     | 490                                      | 90                                   | 18.4%     | 42                                       | 0                                    | 0.0%      | 0  | 0                                    | 0.0%      | 3  | 0                                    | 0.0%      | 535                                      | 90                                   | 16.8%     |
| 04    | Miyagi    | 587                                      | 336                                  | 57.2%     | 47                                       | 46                                   | 97.9%     | 1  | 1                                    | 100.0%    | 2  | 2                                    | 100.0%    | 637                                      | 385                                  | 60.4%     |
| 05    | Akita     | 328                                      | 76                                   | 23.2%     | 44                                       | 5                                    | 11.4%     | 0  | 0                                    | 0.0%      | 4  | 0                                    | 0.0%      | 376                                      | 81                                   | 21.5%     |
| 06    | Yamagata  | 388                                      | 152                                  | 39.2%     | 37                                       | 5                                    | 13.5%     | 0  | 0                                    | 0.0%      | 3  | 0                                    | 0.0%      | 428                                      | 157                                  | 36.7%     |
| 07    | Fukushima | 642                                      | 105                                  | 16.4%     | 56                                       | 14                                   | 25.0%     | 0  | 0                                    | 0.0%      | 5  | 0                                    | 0.0%      | 703                                      | 119                                  | 16.9%     |
| 08    | Ibaraki   | 757                                      | 343                                  | 45.3%     | 85                                       | 27                                   | 31.8%     | 2  | 0                                    | 0.0%      | 15                                       | 7                                    | 46.7%     | 859                                      | 377                                  | 43.9%     |
| 09    | Tochigi   | 524                                      | 231                                  | 44.1%     | 44                                       | 1                                    | 2.3%      | 0  | 0                                    | 0.0%      | 0  | 0                                    | 0.0%      | 568                                      | 232                                  | 40.8%     |
| 10    | Gunma     | 478                                      | 173                                  | 36.2%     | 57                                       | 17                                   | 29.8%     | 1  | 0                                    | 0.0%      | 6  | 1                                    | 16.7%     | 542                                      | 191                                  | 35.2%     |
| 11    | Saitama   | 1,220                                    | 678                                  | 55.6%     | 137                                      | 25                                   | 18.2%     | 0  | 0                                    | 0.0%      | 27                                       | 4                                    | 14.8%     | 1,384                                    | 707                                  | 51.1%     |
| 12    | Chiba     | 1,191                                    | 964                                  | 80.9%     | 112                                      | 5                                    | 4.5%      | 0  | 0                                    | 0.0%      | 11                                       | 4                                    | 36.4%     | 1,314                                    | 973                                  | 74.0%     |
| 13    | Tokyo     | 1,894                                    | 1,811                                | 95.6%     | 154                                      | 78                                   | 50.6%     | 0  | 0                                    | 0.0%      | 44                                       | 25                                   | 56.8%     | 2,092                                    | 1,914                                | 91.5%     |
| 14    | Kanagawa  | 1,213                                    | 1,193                                | 98.4%     | 56                                       | 56                                   | 100.0%    | 0  | 0                                    | 0.0%      | 13                                       | 13                                   | 100.0%    | 1,282                                    | 1,262                                | 98.4%     |
| 15    | Niigata   | 730                                      | 381                                  | 52.2%     | 77                                       | 9                                    | 11.7%     | 7  | 1                                    | 14.3%     | 9  | 1                                    | 11.1%     | 823                                      | 392                                  | 47.6%     |
| 16    | Toyama    | 276                                      | 83                                   | 30.1%     | 41                                       | 0                                    | 0.0%      | 0  | 0                                    | 0.0%      | 9  | 0                                    | 0.0%      | 326                                      | 83                                   | 25.5%     |
| 17    | Ishikawa  | 307                                      | 71                                   | 23.1%     | 43                                       | 2                                    | 4.7%      | 0  | 0                                    | 0.0%      | 5  | 0                                    | 0.0%      | 355                                      | 73                                   | 20.6%     |
| 18    | Fukui     | 284                                      | 96                                   | 33.8%     | 28                                       | 5                                    | 17.9%     | 0  | 0                                    | 0.0%      | 1  | 0                                    | 0.0%      | 313                                      | 101                                  | 32.3%     |
| 19    | Yamanashi | 260                                      | 130                                  | 50.0%     | 24                                       | 17                                   | 70.8%     | 0  | 0                                    | 0.0%      | 1  | 0                                    | 0.0%      | 285                                      | 147                                  | 51.6%     |
| 20    | Nagano    | 542                                      | 243                                  | 44.8%     | 62                                       | 13                                   | 21.0%     | 0  | 0                                    | 0.0%      | 7  | 0                                    | 0.0%      | 611                                      | 256                                  | 41.9%     |
| 21    | Gifu      | 540                                      | 168                                  | 31.1%     | 63                                       | 4                                    | 6.3%      | 0  | 0                                    | 0.0%      | 11                                       | 0                                    | 0.0%      | 614                                      | 172                                  | 28.0%     |
| 22    | Shizuoka  | 737                                      | 660                                  | 89.6%     | 75                                       | 75                                   | 100.0%    | 0  | 0                                    | 0.0%      | 19                                       | 19                                   | 100.0%    | 831                                      | 754                                  | 90.7%     |
| 23    | Aichi     | 1,336                                    | 1,073                                | 80.3%     | 119                                      | 58                                   | 48.7%     | 0  | 0                                    | 0.0%      | 18                                       | 5                                    | 27.8%     | 1,473                                    | 1,136                                | 77.1%     |
| 24    | Mie       | 546                                      | 374                                  | 68.5%     | 50                                       | 36                                   | 72.0%     | 0  | 0                                    | 0.0%      | 4  | 4                                    | 100.0%    | 600                                      | 414                                  | 69.0%     |
| 25    | Shiga     | 320                                      | 105                                  | 32.8%     | 39                                       | 4                                    | 10.3%     | 0  | 0                                    | 0.0%      | 4  | 0                                    | 0.0%      | 363                                      | 109                                  | 30.0%     |
| 26    | Kyoto     | 566                                      | 422                                  | 74.6%     | 59                                       | 35                                   | 59.3%     | 0  | 0                                    | 0.0%      | 14                                       | 11                                   | 78.6%     | 639                                      | 468                                  | 73.2%     |
| 27    | Osaka     | 1,440                                    | 691                                  | 48.0%     | 118                                      | 41                                   | 34.7%     | 0  | 0                                    | 0.0%      | 14                                       | 6                                    | 42.9%     | 1,572                                    | 738                                  | 46.9%     |
| 28    | Hyogo     | 1,108                                    | 414                                  | 37.4%     | 124                                      | 18                                   | 14.5%     | 0  | 0                                    | 0.0%      | 13                                       | 3                                    | 23.1%     | 1,245                                    | 435                                  | 34.9%     |
| 29    | Nara      | 310                                      | 77                                   | 24.8%     | 28                                       | 2                                    | 7.1%      | 0  | 0                                    | 0.0%      | 9  | 0                                    | 0.0%      | 347                                      | 79                                   | 22.8%     |
| 30    | Wakayama  | 352                                      | 189                                  | 53.7%     | 38                                       | 10                                   | 26.3%     | 0  | 0                                    | 0.0%      | 3  | 1                                    | 33.3%     | 393                                      | 200                                  | 50.9%     |
| 31    | Tottori   | 192                                      | 25                                   | 13.0%     | 18                                       | 18                                   | 100.0%    | 0  | 0                                    | 0.0%      | 4  | 3                                    | 75.0%     | 214                                      | 46                                   | 21.5%     |
| 32    | Shimane   | 312                                      | 74                                   | 23.7%     | 31                                       | 2                                    | 6.5%      | 0  | 0                                    | 0.0%      | 8  | 0                                    | 0.0%      | 351                                      | 76                                   | 21.7%     |
| 33    | Okayama   | 562                                      | 104                                  | 18.5%     | 53                                       | 0                                    | 0.0%      | 1  | 0                                    | 0.0%      | 8  | 0                                    | 0.0%      | 624                                      | 104                                  | 16.7%     |
| 34    | Hiroshima | 723                                      | 121                                  | 16.7%     | 65                                       | 4                                    | 6.2%      | 0  | 0                                    | 0.0%      | 7  | 2                                    | 28.6%     | 795                                      | 127                                  | 16.0%     |
| 35    | Yamaguchi | 437                                      | 217                                  | 49.7%     | 42                                       | 41                                   | 97.6%     | 1  | 1                                    | 100.0%    | 5  | 5                                    | 100.0%    | 485                                      | 264                                  | 54.4%     |
| 36    | Tokushima | 302                                      | 60                                   | 19.9%     | 33                                       | 15                                   | 45.5%     | 0  | 0                                    | 0.0%      | 5  | 0                                    | 0.0%      | 340                                      | 75                                   | 22.1%     |
| 37    | Kagawa    | 240                                      | 179                                  | 74.6%     | 26                                       | 26                                   | 100.0%    | 0  | 0                                    | 0.0%      | 4  | 4                                    | 100.0%    | 270                                      | 209                                  | 77.4%     |
| 38    | Ehime     | 441                                      | 64                                   | 14.5%     | 47                                       | 1                                    | 2.1%      | 3  | 0                                    | 0.0%      | 3  | 0                                    | 0.0%      | 494                                      | 65                                   | 13.2%     |
| 39    | Kochi     | 330                                      | 138                                  | 41.8%     | 27                                       | 16                                   | 59.3%     | 0  | 0                                    | 0.0%      | 4  | 2                                    | 50.0%     | 361                                      | 156                                  | 43.2%     |
| 40    | Fukuoka   | 1,039                                    | 366                                  | 35.2%     | 60                                       | 1                                    | 1.7%      | 0  | 0                                    | 0.0%      | 11                                       | 2                                    | 18.2%     | 1,110                                    | 369                                  | 33.2%     |
| 41    | Saga      | 252                                      | 26                                   | 10.3%     | 21                                       | 1                                    | 4.8%      | 0  | 0                                    | 0.0%      | 0  | 0                                    | 0.0%      | 273                                      | 27                                   | 9.9%      |
| 42    | Nagasaki  | 502                                      | 5                                    | 1.0%      | 55                                       | 0                                    | 0.0%      | 0  | 0                                    | 0.0%      | 10                                       | 0                                    | 0.0%      | 567                                      | 5                                    | 0.9%      |
| 43    | Kumamoto  | 490                                      | 47                                   | 9.6%      | 32                                       | 1                                    | 3.1%      | 0  | 0                                    | 0.0%      | 1  | 0                                    | 0.0%      | 523                                      | 48                                   | 9.2%      |
| 44    | Oita      | 369                                      | 79                                   | 21.4%     | 24                                       | 2                                    | 8.3%      | 0  | 0                                    | 0.0%      | 6  | 1                                    | 16.7%     | 399                                      | 82                                   | 20.6%     |
| 45    | Miyazaki  | 355                                      | 135                                  | 38.0%     | 28                                       | 0                                    | 0.0%      | 1  | 0                                    | 0.0%      | 3  | 0                                    | 0.0%      | 387                                      | 135                                  | 34.9%     |
| 46    | Kagoshima | 612                                      | 164                                  | 26.8%     | 27                                       | 4                                    | 14.8%     | 0  | 0                                    | 0.0%      | 4  | 0                                    | 0.0%      | 643                                      | 168                                  | 26.1%     |
| 47    | Okinawa   | 382                                      | 53                                   | 13.9%     | 31                                       | 28                                   | 90.3%     | 0  | 0                                    | 0.0%      | 1  | 1                                    | 100.0%    | 414                                      | 82                                   | 19.8%     |
| Total |           | 29,076                                   | 14,137                               | 48.6%     | 2,726                                    | 791                                  | 29.0%     | 17                                       | 3                                    | 17.6%     | 383                                      | 128                                  | 33.4%     | 32,202                                   | 15,059                               | 46.8%     |

## Number and ratio of schools with non-utility power generator

|       |           | Elementary and lower secondary schools   |                                      |           | Upper secondary schools                  |                                      |           | Secondary education schools              |                                      |           | Schools for Special Needs Education      |                                      |           | Total                                    |                                      |           |
|-------|-----------|--|--------------------------------------|-----------|--|--------------------------------------|-----------|--|--------------------------------------|-----------|--|--------------------------------------|-----------|--|--------------------------------------|-----------|
|       |           | Number of schools designated as shelters | Number of schools with the equipment | Ratio (%) | Number of schools designated as shelters | Number of schools with the equipment | Ratio (%) | Number of schools designated as shelters | Number of schools with the equipment | Ratio (%) | Number of schools designated as shelters | Number of schools with the equipment | Ratio (%) | Number of schools designated as shelters | Number of schools with the equipment | Ratio (%) |
| 01    | Hokkaido  | 1,701                                    | 251                                  | 14.8%     | 203                                      | 140                                  | 69.0%     | 0  | 0                                    | 0.0%      | 22                                       | 10                                   | 45.5%     | 1,926                                    | 401                                  | 20.8%     |
| 02    | Aomori    | 469                                      | 372                                  | 79.3%     | 44                                       | 43                                   | 97.7%     | 0  | 0                                    | 0.0%      | 3  | 2                                    | 66.7%     | 516                                      | 417                                  | 80.8%     |
| 03    | Iwate     | 490                                      | 227                                  | 46.3%     | 42                                       | 41                                   | 97.6%     | 0  | 0                                    | 0.0%      | 3  | 3                                    | 100.0%    | 535                                      | 271                                  | 50.7%     |
| 04    | Miyagi    | 587                                      | 337                                  | 57.4%     | 47                                       | 45                                   | 95.7%     | 1  | 1                                    | 100.0%    | 2  | 2                                    | 100.0%    | 637                                      | 385                                  | 60.4%     |
| 05    | Akita     | 328                                      | 114                                  | 34.8%     | 44                                       | 20                                   | 45.5%     | 0  | 0                                    | 0.0%      | 4  | 4                                    | 100.0%    | 376                                      | 138                                  | 36.7%     |
| 06    | Yamagata  | 388                                      | 170                                  | 43.8%     | 37                                       | 15                                   | 40.5%     | 0  | 0                                    | 0.0%      | 3  | 3                                    | 100.0%    | 428                                      | 188                                  | 43.9%     |
| 07    | Fukushima | 642                                      | 31                                   | 4.8%      | 56                                       | 4                                    | 7.1%      | 0  | 0                                    | 0.0%      | 5  | 3                                    | 60.0%     | 703                                      | 38                                   | 5.4%      |
| 08    | Ibaraki   | 757                                      | 259                                  | 34.2%     | 85                                       | 80                                   | 94.1%     | 2  | 2                                    | 100.0%    | 15                                       | 15                                   | 100.0%    | 859                                      | 356                                  | 41.4%     |
| 09    | Tochigi   | 524                                      | 87                                   | 16.6%     | 44                                       | 9                                    | 20.5%     | 0  | 0                                    | 0.0%      | 0  | 0                                    | 0.0%      | 568                                      | 96                                   | 16.9%     |
| 10    | Gunma     | 478                                      | 31                                   | 6.5%      | 57                                       | 15                                   | 26.3%     | 1  | 0                                    | 0.0%      | 6  | 4                                    | 66.7%     | 542                                      | 50                                   | 9.2%      |
| 11    | Saitama   | 1,220                                    | 565                                  | 46.3%     | 137                                      | 49                                   | 35.8%     | 0  | 0                                    | 0.0%      | 27                                       | 25                                   | 92.6%     | 1,384                                    | 639                                  | 46.2%     |
| 12    | Chiba     | 1,191                                    | 550                                  | 46.2%     | 112                                      | 6                                    | 5.4%      | 0  | 0                                    | 0.0%      | 11                                       | 9                                    | 81.8%     | 1,314                                    | 565                                  | 43.0%     |
| 13    | Tokyo     | 1,894                                    | 1,382                                | 73.0%     | 154                                      | 154                                  | 100.0%    | 0  | 0                                    | 0.0%      | 44                                       | 44                                   | 100.0%    | 2,092                                    | 1,580                                | 75.5%     |
| 14    | Kanagawa  | 1,213                                    | 987                                  | 81.4%     | 56                                       | 33                                   | 58.9%     | 0  | 0                                    | 0.0%      | 13                                       | 12                                   | 92.3%     | 1,282                                    | 1,032                                | 80.5%     |
| 15    | Niigata   | 730                                      | 352                                  | 48.2%     | 77                                       | 9                                    | 11.7%     | 7  | 1                                    | 14.3%     | 9  | 5                                    | 55.6%     | 823                                      | 367                                  | 44.6%     |
| 16    | Toyama    | 276                                      | 151                                  | 54.7%     | 41                                       | 2                                    | 4.9%      | 0  | 0                                    | 0.0%      | 9  | 8                                    | 88.9%     | 326                                      | 161                                  | 49.4%     |
| 17    | Ishikawa  | 307                                      | 31                                   | 10.1%     | 43                                       | 5                                    | 11.6%     | 0  | 0                                    | 0.0%      | 5  | 5                                    | 100.0%    | 355                                      | 41                                   | 11.5%     |
| 18    | Fukui     | 284                                      | 15                                   | 5.3%      | 28                                       | 2                                    | 7.1%      | 0  | 0                                    | 0.0%      | 1  | 0                                    | 0.0%      | 313                                      | 17                                   | 5.4%      |
| 19    | Yamanashi | 260                                      | 140                                  | 53.8%     | 24                                       | 11                                   | 45.8%     | 0  | 0                                    | 0.0%      | 1  | 1                                    | 100.0%    | 285                                      | 152                                  | 53.3%     |
| 20    | Nagano    | 542                                      | 221                                  | 40.8%     | 62                                       | 1                                    | 1.6%      | 0  | 0                                    | 0.0%      | 7  | 2                                    | 28.6%     | 611                                      | 224                                  | 36.7%     |
| 21    | Gifu      | 540                                      | 179                                  | 33.1%     | 63                                       | 54                                   | 85.7%     | 0  | 0                                    | 0.0%      | 11                                       | 10                                   | 90.9%     | 614                                      | 243                                  | 39.6%     |
| 22    | Shizuoka  | 737                                      | 568                                  | 77.1%     | 75                                       | 64                                   | 85.3%     | 0  | 0                                    | 0.0%      | 19                                       | 19                                   | 100.0%    | 831                                      | 651                                  | 78.3%     |
| 23    | Aichi     | 1,336                                    | 688                                  | 51.5%     | 119                                      | 13                                   | 10.9%     | 0  | 0                                    | 0.0%      | 18                                       | 9                                    | 50.0%     | 1,473                                    | 710                                  | 48.2%     |
| 24    | Mie       | 546                                      | 360                                  | 65.9%     | 50                                       | 50                                   | 100.0%    | 0  | 0                                    | 0.0%      | 4  | 4                                    | 100.0%    | 600                                      | 414                                  | 69.0%     |
| 25    | Shiga     | 320                                      | 56                                   | 17.5%     | 39                                       | 6                                    | 15.4%     | 0  | 0                                    | 0.0%      | 4  | 3                                    | 75.0%     | 363                                      | 65                                   | 17.9%     |
| 26    | Kyoto     | 566                                      | 80                                   | 14.1%     | 59                                       | 10                                   | 16.9%     | 0  | 0                                    | 0.0%      | 14                                       | 11                                   | 78.6%     | 639                                      | 101                                  | 15.8%     |
| 27    | Osaka     | 1,440                                    | 336                                  | 23.3%     | 118                                      | 5                                    | 4.2%      | 0  | 0                                    | 0.0%      | 14                                       | 5                                    | 35.7%     | 1,572                                    | 346                                  | 22.0%     |
| 28    | Hyogo     | 1,108                                    | 212                                  | 19.1%     | 124                                      | 27                                   | 21.8%     | 0  | 0                                    | 0.0%      | 13                                       | 5                                    | 38.5%     | 1,245                                    | 244                                  | 19.6%     |
| 29    | Nara      | 310                                      | 25                                   | 8.1%      | 28                                       | 2                                    | 7.1%      | 0  | 0                                    | 0.0%      | 9  | 9                                    | 100.0%    | 347                                      | 36                                   | 10.4%     |
| 30    | Wakayama  | 352                                      | 193                                  | 54.8%     | 38                                       | 12                                   | 31.6%     | 0  | 0                                    | 0.0%      | 3  | 3                                    | 100.0%    | 393                                      | 208                                  | 52.9%     |
| 31    | Tottori   | 192                                      | 4                                    | 2.1%      | 18                                       | 1                                    | 5.6%      | 0  | 0                                    | 0.0%      | 4  | 3                                    | 75.0%     | 214                                      | 8                                    | 3.7%      |
| 32    | Shimane   | 312                                      | 3                                    | 1.0%      | 31                                       | 1                                    | 3.2%      | 0  | 0                                    | 0.0%      | 8  | 1                                    | 12.5%     | 351                                      | 5                                    | 1.4%      |
| 33    | Okayama   | 562                                      | 35                                   | 6.2%      | 53                                       | 0                                    | 0.0%      | 1  | 0                                    | 0.0%      | 8  | 7                                    | 87.5%     | 624                                      | 42                                   | 6.7%      |
| 34    | Hiroshima | 723                                      | 230                                  | 31.8%     | 65                                       | 4                                    | 6.2%      | 0  | 0                                    | 0.0%      | 7  | 4                                    | 57.1%     | 795                                      | 238                                  | 29.9%     |
| 35    | Yamaguchi | 437                                      | 52                                   | 11.9%     | 42                                       | 11                                   | 26.2%     | 1  | 0                                    | 0.0%      | 5  | 5                                    | 100.0%    | 485                                      | 68                                   | 14.0%     |
| 36    | Tokushima | 302                                      | 74                                   | 24.5%     | 33                                       | 12                                   | 36.4%     | 0  | 0                                    | 0.0%      | 5  | 5                                    | 100.0%    | 340                                      | 91                                   | 26.8%     |
| 37    | Kagawa    | 240                                      | 13                                   | 5.4%      | 26                                       | 25                                   | 96.2%     | 0  | 0                                    | 0.0%      | 4  | 4                                    | 100.0%    | 270                                      | 42                                   | 15.6%     |
| 38    | Ehime     | 441                                      | 26                                   | 5.9%      | 47                                       | 0                                    | 0.0%      | 3  | 0                                    | 0.0%      | 3  | 1                                    | 33.3%     | 494                                      | 27                                   | 5.5%      |
| 39    | Kochi     | 330                                      | 93                                   | 28.2%     | 27                                       | 27                                   | 100.0%    | 0  | 0                                    | 0.0%      | 4  | 4                                    | 100.0%    | 361                                      | 124                                  | 34.3%     |
| 40    | Fukuoka   | 1,039                                    | 30                                   | 2.9%      | 60                                       | 6                                    | 10.0%     | 0  | 0                                    | 0.0%      | 11                                       | 9                                    | 81.8%     | 1,110                                    | 45                                   | 4.1%      |
| 41    | Saga      | 252                                      | 5                                    | 2.0%      | 21                                       | 11                                   | 52.4%     | 0  | 0                                    | 0.0%      | 0  | 0                                    | 0.0%      | 273                                      | 16                                   | 5.9%      |
| 42    | Nagasaki  | 502                                      | 14                                   | 2.8%      | 55                                       | 13                                   | 23.6%     | 0  | 0                                    | 0.0%      | 10                                       | 6                                    | 60.0%     | 567                                      | 33                                   | 5.8%      |
| 43    | Kumamoto  | 490                                      | 18                                   | 3.7%      | 32                                       | 0                                    | 0.0%      | 0  | 0                                    | 0.0%      | 1  | 0                                    | 0.0%      | 523                                      | 18                                   | 3.4%      |
| 44    | Oita      | 369                                      | 18                                   | 4.9%      | 24                                       | 2                                    | 8.3%      | 0  | 0                                    | 0.0%      | 6  | 5                                    | 83.3%     | 399                                      | 25                                   | 6.3%      |
| 45    | Miyazaki  | 355                                      | 58                                   | 16.3%     | 28                                       | 1                                    | 3.6%      | 1  | 0                                    | 0.0%      | 3  | 2                                    | 66.7%     | 387                                      | 61                                   | 15.8%     |
| 46    | Kagoshima | 612                                      | 22                                   | 3.6%      | 27                                       | 0                                    | 0.0%      | 0  | 0                                    | 0.0%      | 4  | 4                                    | 100.0%    | 643                                      | 26                                   | 4.0%      |
| 47    | Okinawa   | 382                                      | 10                                   | 2.6%      | 31                                       | 2                                    | 6.5%      | 0  | 0                                    | 0.0%      | 1  | 1                                    | 100.0%    | 414                                      | 13                                   | 3.1%      |
| Total |           | 29,076                                   | 9,675                                | 33.3%     | 2,726                                    | 1,043                                | 38.3%     | 17                                       | 4                                    | 23.5%     | 383                                      | 296                                  | 77.3%     | 32,202                                   | 11,018                               | 34.2%     |



Number and ratio of schools with a water tank and/or a water purification system for the swimming pool, etc.

|       |           | Elementary and lower secondary schools   |                                      |           | Upper secondary schools                  |                                      |           | Secondary education schools              |                                      |           | Schools for Special Needs Education      |                                      |           | Total                                    |                                      |           |
|-------|-----------|--|--------------------------------------|-----------|--|--------------------------------------|-----------|--|--------------------------------------|-----------|--|--------------------------------------|-----------|--|--------------------------------------|-----------|
|       |           | Number of schools designated as shelters | Number of schools with the equipment | Ratio (%) | Number of schools designated as shelters | Number of schools with the equipment | Ratio (%) | Number of schools designated as shelters | Number of schools with the equipment | Ratio (%) | Number of schools designated as shelters | Number of schools with the equipment | Ratio (%) | Number of schools designated as shelters | Number of schools with the equipment | Ratio (%) |
| 01    | Hokkaido  | 1,701                                    | 630                                  | 37.0%     | 203                                      | 18                                   | 8.9%      | 0  | 0                                    | 0.0%      | 22                                       | 4                                    | 18.2%     | 1,926                                    | 652                                  | 33.9%     |
| 02    | Aomori    | 469                                      | 204                                  | 43.5%     | 44                                       | 27                                   | 61.4%     | 0  | 0                                    | 0.0%      | 3  | 0                                    | 0.0%      | 516                                      | 231                                  | 44.8%     |
| 03    | Iwate     | 490                                      | 55                                   | 11.2%     | 42                                       | 13                                   | 31.0%     | 0  | 0                                    | 0.0%      | 3  | 0                                    | 0.0%      | 535                                      | 68                                   | 12.7%     |
| 04    | Miyagi    | 587                                      | 151                                  | 25.7%     | 47                                       | 13                                   | 27.7%     | 1  | 0                                    | 0.0%      | 2  | 1                                    | 50.0%     | 637                                      | 165                                  | 25.9%     |
| 05    | Akita     | 328                                      | 22                                   | 6.7%      | 44                                       | 16                                   | 36.4%     | 0  | 0                                    | 0.0%      | 4  | 0                                    | 0.0%      | 376                                      | 38                                   | 10.1%     |
| 06    | Yamagata  | 388                                      | 33                                   | 8.5%      | 37                                       | 5                                    | 13.5%     | 0  | 0                                    | 0.0%      | 3  | 1                                    | 33.3%     | 428                                      | 39                                   | 9.1%      |
| 07    | Fukushima | 642                                      | 166                                  | 25.9%     | 56                                       | 11                                   | 19.6%     | 0  | 0                                    | 0.0%      | 5  | 1                                    | 20.0%     | 703                                      | 178                                  | 25.3%     |
| 08    | Ibaraki   | 757                                      | 161                                  | 21.3%     | 85                                       | 47                                   | 55.3%     | 2  | 1                                    | 50.0%     | 15                                       | 8                                    | 53.3%     | 859                                      | 217                                  | 25.3%     |
| 09    | Tochigi   | 524                                      | 238                                  | 45.4%     | 44                                       | 17                                   | 38.6%     | 0  | 0                                    | 0.0%      | 0  | 0                                    | 0.0%      | 568                                      | 255                                  | 44.9%     |
| 10    | Gunma     | 478                                      | 100                                  | 20.9%     | 57                                       | 14                                   | 24.6%     | 1  | 0                                    | 0.0%      | 6  | 1                                    | 16.7%     | 542                                      | 115                                  | 21.2%     |
| 11    | Saitama   | 1,220                                    | 348                                  | 28.5%     | 137                                      | 65                                   | 47.4%     | 0  | 0                                    | 0.0%      | 27                                       | 6                                    | 22.2%     | 1,384                                    | 419                                  | 30.3%     |
| 12    | Chiba     | 1,191                                    | 622                                  | 52.2%     | 112                                      | 109                                  | 97.3%     | 0  | 0                                    | 0.0%      | 11                                       | 9                                    | 81.8%     | 1,314                                    | 740                                  | 56.3%     |
| 13    | Tokyo     | 1,894                                    | 1,504                                | 79.4%     | 154                                      | 154                                  | 100.0%    | 0  | 0                                    | 0.0%      | 44                                       | 44                                   | 100.0%    | 2,092                                    | 1,702                                | 81.4%     |
| 14    | Kanagawa  | 1,213                                    | 590                                  | 48.6%     | 56                                       | 35                                   | 62.5%     | 0  | 0                                    | 0.0%      | 13                                       | 7                                    | 53.8%     | 1,282                                    | 632                                  | 49.3%     |
| 15    | Niigata   | 730                                      | 351                                  | 48.1%     | 77                                       | 15                                   | 19.5%     | 7  | 1                                    | 14.3%     | 9  | 1                                    | 11.1%     | 823                                      | 368                                  | 44.7%     |
| 16    | Toyama    | 276                                      | 76                                   | 27.5%     | 41                                       | 18                                   | 43.9%     | 0  | 0                                    | 0.0%      | 9  | 2                                    | 22.2%     | 326                                      | 96                                   | 29.4%     |
| 17    | Ishikawa  | 307                                      | 118                                  | 38.4%     | 43                                       | 6                                    | 14.0%     | 0  | 0                                    | 0.0%      | 5  | 1                                    | 20.0%     | 355                                      | 125                                  | 35.2%     |
| 18    | Fukui     | 284                                      | 94                                   | 33.1%     | 28                                       | 1                                    | 3.6%      | 0  | 0                                    | 0.0%      | 1  | 0                                    | 0.0%      | 313                                      | 95                                   | 30.4%     |
| 19    | Yamanashi | 260                                      | 104                                  | 40.0%     | 24                                       | 1                                    | 4.2%      | 0  | 0                                    | 0.0%      | 1  | 0                                    | 0.0%      | 285                                      | 105                                  | 36.8%     |
| 20    | Nagano    | 542                                      | 95                                   | 17.5%     | 62                                       | 0                                    | 0.0%      | 0  | 0                                    | 0.0%      | 7  | 2                                    | 28.6%     | 611                                      | 97                                   | 15.9%     |
| 21    | Gifu      | 540                                      | 234                                  | 43.3%     | 63                                       | 28                                   | 44.4%     | 0  | 0                                    | 0.0%      | 11                                       | 8                                    | 72.7%     | 614                                      | 270                                  | 44.0%     |
| 22    | Shizuoka  | 737                                      | 610                                  | 82.8%     | 75                                       | 38                                   | 50.7%     | 0  | 0                                    | 0.0%      | 19                                       | 8                                    | 42.1%     | 831                                      | 656                                  | 78.9%     |
| 23    | Aichi     | 1,336                                    | 752                                  | 56.3%     | 119                                      | 48                                   | 40.3%     | 0  | 0                                    | 0.0%      | 18                                       | 2                                    | 11.1%     | 1,473                                    | 802                                  | 54.4%     |
| 24    | Mie       | 546                                      | 118                                  | 21.6%     | 50                                       | 3                                    | 6.0%      | 0  | 0                                    | 0.0%      | 4  | 2                                    | 50.0%     | 600                                      | 123                                  | 20.5%     |
| 25    | Shiga     | 320                                      | 62                                   | 19.4%     | 39                                       | 6                                    | 15.4%     | 0  | 0                                    | 0.0%      | 4  | 1                                    | 25.0%     | 363                                      | 69                                   | 19.0%     |
| 26    | Kyoto     | 566                                      | 335                                  | 59.2%     | 59                                       | 13                                   | 22.0%     | 0  | 0                                    | 0.0%      | 14                                       | 7                                    | 50.0%     | 639                                      | 355                                  | 55.6%     |
| 27    | Osaka     | 1,440                                    | 142                                  | 9.9%      | 118                                      | 0                                    | 0.0%      | 0  | 0                                    | 0.0%      | 14                                       | 0                                    | 0.0%      | 1,572                                    | 142                                  | 9.0%      |
| 28    | Hyogo     | 1,108                                    | 229                                  | 20.7%     | 124                                      | 27                                   | 21.8%     | 0  | 0                                    | 0.0%      | 13                                       | 1                                    | 7.7%      | 1,245                                    | 257                                  | 20.6%     |
| 29    | Nara      | 310                                      | 71                                   | 22.9%     | 28                                       | 6                                    | 21.4%     | 0  | 0                                    | 0.0%      | 9  | 4                                    | 44.4%     | 347                                      | 81                                   | 23.3%     |
| 30    | Wakayama  | 352                                      | 146                                  | 41.5%     | 38                                       | 13                                   | 34.2%     | 0  | 0                                    | 0.0%      | 3  | 2                                    | 66.7%     | 393                                      | 161                                  | 41.0%     |
| 31    | Tottori   | 192                                      | 33                                   | 17.2%     | 18                                       | 4                                    | 22.2%     | 0  | 0                                    | 0.0%      | 4  | 0                                    | 0.0%      | 214                                      | 37                                   | 17.3%     |
| 32    | Shimane   | 312                                      | 81                                   | 26.0%     | 31                                       | 1                                    | 3.2%      | 0  | 0                                    | 0.0%      | 8  | 0                                    | 0.0%      | 351                                      | 82                                   | 23.4%     |
| 33    | Okayama   | 562                                      | 121                                  | 21.5%     | 53                                       | 0                                    | 0.0%      | 1  | 0                                    | 0.0%      | 8  | 0                                    | 0.0%      | 624                                      | 121                                  | 19.4%     |
| 34    | Hiroshima | 723                                      | 186                                  | 25.7%     | 65                                       | 10                                   | 15.4%     | 0  | 0                                    | 0.0%      | 7  | 0                                    | 0.0%      | 795                                      | 196                                  | 24.7%     |
| 35    | Yamaguchi | 437                                      | 137                                  | 31.4%     | 42                                       | 35                                   | 83.3%     | 1  | 1                                    | 100.0%    | 5  | 1                                    | 20.0%     | 485                                      | 174                                  | 35.9%     |
| 36    | Tokushima | 302                                      | 63                                   | 20.9%     | 33                                       | 21                                   | 63.6%     | 0  | 0                                    | 0.0%      | 5  | 2                                    | 40.0%     | 340                                      | 86                                   | 25.3%     |
| 37    | Kagawa    | 240                                      | 38                                   | 15.8%     | 26                                       | 25                                   | 96.2%     | 0  | 0                                    | 0.0%      | 4  | 0                                    | 0.0%      | 270                                      | 63                                   | 23.3%     |
| 38    | Ehime     | 441                                      | 114                                  | 25.9%     | 47                                       | 8                                    | 17.0%     | 3  | 0                                    | 0.0%      | 3  | 1                                    | 33.3%     | 494                                      | 123                                  | 24.9%     |
| 39    | Kochi     | 330                                      | 82                                   | 24.8%     | 27                                       | 14                                   | 51.9%     | 0  | 0                                    | 0.0%      | 4  | 3                                    | 75.0%     | 361                                      | 99                                   | 27.4%     |
| 40    | Fukuoka   | 1,039                                    | 151                                  | 14.5%     | 60                                       | 19                                   | 31.7%     | 0  | 0                                    | 0.0%      | 11                                       | 1                                    | 9.1%      | 1,110                                    | 171                                  | 15.4%     |
| 41    | Saga      | 252                                      | 134                                  | 53.2%     | 21                                       | 6                                    | 28.6%     | 0  | 0                                    | 0.0%      | 0  | 0                                    | 0.0%      | 273                                      | 140                                  | 51.3%     |
| 42    | Nagasaki  | 502                                      | 143                                  | 28.5%     | 55                                       | 18                                   | 32.7%     | 0  | 0                                    | 0.0%      | 10                                       | 2                                    | 20.0%     | 567                                      | 163                                  | 28.7%     |
| 43    | Kumamoto  | 490                                      | 135                                  | 27.6%     | 32                                       | 15                                   | 46.9%     | 0  | 0                                    | 0.0%      | 1  | 0                                    | 0.0%      | 523                                      | 150                                  | 28.7%     |
| 44    | Oita      | 369                                      | 144                                  | 39.0%     | 24                                       | 8                                    | 33.3%     | 0  | 0                                    | 0.0%      | 6  | 3                                    | 50.0%     | 399                                      | 155                                  | 38.8%     |
| 45    | Miyazaki  | 355                                      | 111                                  | 31.3%     | 28                                       | 24                                   | 85.7%     | 1  | 1                                    | 100.0%    | 3  | 0                                    | 0.0%      | 387                                      | 136                                  | 35.1%     |
| 46    | Kagoshima | 612                                      | 24                                   | 3.9%      | 27                                       | 1                                    | 3.7%      | 0  | 0                                    | 0.0%      | 4  | 0                                    | 0.0%      | 643                                      | 25                                   | 3.9%      |
| 47    | Okinawa   | 382                                      | 98                                   | 25.7%     | 31                                       | 31                                   | 100.0%    | 0  | 0                                    | 0.0%      | 1  | 1                                    | 100.0%    | 414                                      | 130                                  | 31.4%     |
| Total |           | 29,076                                   | 10,156                               | 34.9%     | 2,726                                    | 1,007                                | 36.9%     | 17                                       | 4                                    | 23.5%     | 383                                      | 137                                  | 35.8%     | 32,202                                   | 11,304                               | 35.1%     |

## Number and ratio of schools considering space for people requiring assistance

|       |           | Elementary and lower secondary schools   |                              |           | Upper secondary schools                  |                              |           | Secondary education schools              |                              |           | Schools for Special Needs Education      |                              |           | Total                                    |                              |           |
|-------|-----------|--|------------------------------|-----------|--|------------------------------|-----------|--|------------------------------|-----------|--|------------------------------|-----------|--|------------------------------|-----------|
|       |           | Number of schools designated as shelters | Number of schools with space | Ratio (%) | Number of schools designated as shelters | Number of schools with space | Ratio (%) | Number of schools designated as shelters | Number of schools with space | Ratio (%) | Number of schools designated as shelters | Number of schools with space | Ratio (%) | Number of schools designated as shelters | Number of schools with space | Ratio (%) |
| 01    | Hokkaido  | 1,701                                    | 753                          | 44.3%     | 203                                      | 185                          | 91.1%     | 0  | 0                            | 0.0%      | 22                                       | 21                           | 95.5%     | 1,926                                    | 959                          | 49.8%     |
| 02    | Aomori    | 469                                      | 315                          | 67.2%     | 44                                       | 43                           | 97.7%     | 0  | 0                            | 0.0%      | 3  | 2                            | 66.7%     | 516                                      | 360                          | 69.8%     |
| 03    | Iwate     | 490                                      | 185                          | 37.8%     | 42                                       | 3                            | 7.1%      | 0  | 0                            | 0.0%      | 3  | 1                            | 33.3%     | 535                                      | 189                          | 35.3%     |
| 04    | Miyagi    | 587                                      | 363                          | 61.8%     | 47                                       | 23                           | 48.9%     | 1  | 1                            | 100.0%    | 2  | 1                            | 50.0%     | 637                                      | 388                          | 60.9%     |
| 05    | Akita     | 328                                      | 79                           | 24.1%     | 44                                       | 21                           | 47.7%     | 0  | 0                            | 0.0%      | 4  | 1                            | 25.0%     | 376                                      | 101                          | 26.9%     |
| 06    | Yamagata  | 388                                      | 25                           | 6.4%      | 37                                       | 4                            | 10.8%     | 0  | 0                            | 0.0%      | 3  | 0                            | 0.0%      | 428                                      | 29                           | 6.8%      |
| 07    | Fukushima | 642                                      | 207                          | 32.2%     | 56                                       | 34                           | 60.7%     | 0  | 0                            | 0.0%      | 5  | 4                            | 80.0%     | 703                                      | 245                          | 34.9%     |
| 08    | Ibaraki   | 757                                      | 161                          | 21.3%     | 85                                       | 58                           | 68.2%     | 2  | 1                            | 50.0%     | 15                                       | 10                           | 66.7%     | 859                                      | 230                          | 26.8%     |
| 09    | Tochigi   | 524                                      | 155                          | 29.6%     | 44                                       | 11                           | 25.0%     | 0  | 0                            | 0.0%      | 0  | 0                            | 0.0%      | 568                                      | 166                          | 29.2%     |
| 10    | Gunma     | 478                                      | 197                          | 41.2%     | 57                                       | 32                           | 56.1%     | 1  | 1                            | 100.0%    | 6  | 2                            | 33.3%     | 542                                      | 232                          | 42.8%     |
| 11    | Saitama   | 1,220                                    | 526                          | 43.1%     | 137                                      | 64                           | 46.7%     | 0  | 0                            | 0.0%      | 27                                       | 13                           | 48.1%     | 1,384                                    | 603                          | 43.6%     |
| 12    | Chiba     | 1,191                                    | 325                          | 27.3%     | 112                                      | 106                          | 94.6%     | 0  | 0                            | 0.0%      | 11                                       | 6                            | 54.5%     | 1,314                                    | 437                          | 33.3%     |
| 13    | Tokyo     | 1,894                                    | 1,197                        | 63.2%     | 154                                      | 71                           | 46.1%     | 0  | 0                            | 0.0%      | 44                                       | 23                           | 52.3%     | 2,092                                    | 1,291                        | 61.7%     |
| 14    | Kanagawa  | 1,213                                    | 837                          | 69.0%     | 56                                       | 18                           | 32.1%     | 0  | 0                            | 0.0%      | 13                                       | 8                            | 61.5%     | 1,282                                    | 863                          | 67.3%     |
| 15    | Niigata   | 730                                      | 486                          | 66.6%     | 77                                       | 35                           | 45.5%     | 7  | 2                            | 28.6%     | 9  | 2                            | 22.2%     | 823                                      | 525                          | 63.8%     |
| 16    | Toyama    | 276                                      | 56                           | 20.3%     | 41                                       | 39                           | 95.1%     | 0  | 0                            | 0.0%      | 9  | 5                            | 55.6%     | 326                                      | 100                          | 30.7%     |
| 17    | Ishikawa  | 307                                      | 168                          | 54.7%     | 43                                       | 11                           | 25.6%     | 0  | 0                            | 0.0%      | 5  | 0                            | 0.0%      | 355                                      | 179                          | 50.4%     |
| 18    | Fukui     | 284                                      | 52                           | 18.3%     | 28                                       | 12                           | 42.9%     | 0  | 0                            | 0.0%      | 1  | 1                            | 100.0%    | 313                                      | 65                           | 20.8%     |
| 19    | Yamanashi | 260                                      | 85                           | 32.7%     | 24                                       | 23                           | 95.8%     | 0  | 0                            | 0.0%      | 1  | 0                            | 0.0%      | 285                                      | 108                          | 37.9%     |
| 20    | Nagano    | 542                                      | 266                          | 49.1%     | 62                                       | 1                            | 1.6%      | 0  | 0                            | 0.0%      | 7  | 7                            | 100.0%    | 611                                      | 274                          | 44.8%     |
| 21    | Gifu      | 540                                      | 220                          | 40.7%     | 63                                       | 23                           | 36.5%     | 0  | 0                            | 0.0%      | 11                                       | 7                            | 63.6%     | 614                                      | 250                          | 40.7%     |
| 22    | Shizuoka  | 737                                      | 344                          | 46.7%     | 75                                       | 5                            | 6.7%      | 0  | 0                            | 0.0%      | 19                                       | 1                            | 5.3%      | 831                                      | 350                          | 42.1%     |
| 23    | Aichi     | 1,336                                    | 582                          | 43.6%     | 119                                      | 37                           | 31.1%     | 0  | 0                            | 0.0%      | 18                                       | 3                            | 16.7%     | 1,473                                    | 622                          | 42.2%     |
| 24    | Mie       | 546                                      | 176                          | 32.2%     | 50                                       | 14                           | 28.0%     | 0  | 0                            | 0.0%      | 4  | 2                            | 50.0%     | 600                                      | 192                          | 32.0%     |
| 25    | Shiga     | 320                                      | 114                          | 35.6%     | 39                                       | 8                            | 20.5%     | 0  | 0                            | 0.0%      | 4  | 1                            | 25.0%     | 363                                      | 123                          | 33.9%     |
| 26    | Kyoto     | 566                                      | 358                          | 63.3%     | 59                                       | 9                            | 15.3%     | 0  | 0                            | 0.0%      | 14                                       | 9                            | 64.3%     | 639                                      | 376                          | 58.8%     |
| 27    | Osaka     | 1,440                                    | 811                          | 56.3%     | 118                                      | 35                           | 29.7%     | 0  | 0                            | 0.0%      | 14                                       | 10                           | 71.4%     | 1,572                                    | 856                          | 54.5%     |
| 28    | Hyogo     | 1,108                                    | 368                          | 33.2%     | 124                                      | 6                            | 4.8%      | 0  | 0                            | 0.0%      | 13                                       | 2                            | 15.4%     | 1,245                                    | 376                          | 30.2%     |
| 29    | Nara      | 310                                      | 69                           | 22.3%     | 28                                       | 14                           | 50.0%     | 0  | 0                            | 0.0%      | 9  | 3                            | 33.3%     | 347                                      | 86                           | 24.8%     |
| 30    | Wakayama  | 352                                      | 190                          | 54.0%     | 38                                       | 23                           | 60.5%     | 0  | 0                            | 0.0%      | 3  | 3                            | 100.0%    | 393                                      | 216                          | 55.0%     |
| 31    | Tottori   | 192                                      | 123                          | 64.1%     | 18                                       | 10                           | 55.6%     | 0  | 0                            | 0.0%      | 4  | 3                            | 75.0%     | 214                                      | 136                          | 63.6%     |
| 32    | Shimane   | 312                                      | 69                           | 22.1%     | 31                                       | 16                           | 51.6%     | 0  | 0                            | 0.0%      | 8  | 4                            | 50.0%     | 351                                      | 89                           | 25.4%     |
| 33    | Okayama   | 562                                      | 185                          | 32.9%     | 53                                       | 4                            | 7.5%      | 1  | 0                            | 0.0%      | 8  | 1                            | 12.5%     | 624                                      | 190                          | 30.4%     |
| 34    | Hiroshima | 723                                      | 664                          | 91.8%     | 65                                       | 59                           | 90.8%     | 0  | 0                            | 0.0%      | 7  | 6                            | 85.7%     | 795                                      | 729                          | 91.7%     |
| 35    | Yamaguchi | 437                                      | 288                          | 65.9%     | 42                                       | 33                           | 78.6%     | 1  | 1                            | 100.0%    | 5  | 4                            | 80.0%     | 485                                      | 326                          | 67.2%     |
| 36    | Tokushima | 302                                      | 12                           | 4.0%      | 33                                       | 8                            | 24.2%     | 0  | 0                            | 0.0%      | 5  | 1                            | 20.0%     | 340                                      | 21                           | 6.2%      |
| 37    | Kagawa    | 240                                      | 163                          | 67.9%     | 26                                       | 25                           | 96.2%     | 0  | 0                            | 0.0%      | 4  | 0                            | 0.0%      | 270                                      | 188                          | 69.6%     |
| 38    | Ehime     | 441                                      | 251                          | 56.9%     | 47                                       | 17                           | 36.2%     | 3  | 0                            | 0.0%      | 3  | 3                            | 100.0%    | 494                                      | 271                          | 54.9%     |
| 39    | Kochi     | 330                                      | 144                          | 43.6%     | 27                                       | 27                           | 100.0%    | 0  | 0                            | 0.0%      | 4  | 4                            | 100.0%    | 361                                      | 175                          | 48.5%     |
| 40    | Fukuoka   | 1,039                                    | 412                          | 39.7%     | 60                                       | 30                           | 50.0%     | 0  | 0                            | 0.0%      | 11                                       | 1                            | 9.1%      | 1,110                                    | 443                          | 39.9%     |
| 41    | Saga      | 252                                      | 186                          | 73.8%     | 21                                       | 11                           | 52.4%     | 0  | 0                            | 0.0%      | 0  | 0                            | 0.0%      | 273                                      | 197                          | 72.2%     |
| 42    | Nagasaki  | 502                                      | 83                           | 16.5%     | 55                                       | 33                           | 60.0%     | 0  | 0                            | 0.0%      | 10                                       | 7                            | 70.0%     | 567                                      | 123                          | 21.7%     |
| 43    | Kumamoto  | 490                                      | 86                           | 17.6%     | 32                                       | 5                            | 15.6%     | 0  | 0                            | 0.0%      | 1  | 0                            | 0.0%      | 523                                      | 91                           | 17.4%     |
| 44    | Oita      | 369                                      | 89                           | 24.1%     | 24                                       | 7                            | 29.2%     | 0  | 0                            | 0.0%      | 6  | 2                            | 33.3%     | 399                                      | 98                           | 24.6%     |
| 45    | Miyazaki  | 355                                      | 54                           | 15.2%     | 28                                       | 28                           | 100.0%    | 1  | 1                            | 100.0%    | 3  | 3                            | 100.0%    | 387                                      | 86                           | 22.2%     |
| 46    | Kagoshima | 612                                      | 133                          | 21.7%     | 27                                       | 22                           | 81.5%     | 0  | 0                            | 0.0%      | 4  | 4                            | 100.0%    | 643                                      | 159                          | 24.7%     |
| 47    | Okinawa   | 382                                      | 269                          | 70.4%     | 31                                       | 11                           | 35.5%     | 0  | 0                            | 0.0%      | 1  | 1                            | 100.0%    | 414                                      | 281                          | 67.9%     |
| Total |           | 29,076                                   | 12,881                       | 44.3%     | 2,726                                    | 1,314                        | 48.2%     | 17                                       | 7                            | 41.2%     | 383                                      | 192                          | 50.1%     | 32,202                                   | 14,394                       | 44.7%     |

## Number and ratio of schools considering space for protection of women's privacy

|    |           | Elementary and lower secondary schools   |                              |           | Upper secondary schools                  |                              |           | Secondary education schools              |                              |           | Schools for Special Needs Education      |                              |           | Total                                    |                              |           |
|----|-----------|--|------------------------------|-----------|--|------------------------------|-----------|--|------------------------------|-----------|--|------------------------------|-----------|--|------------------------------|-----------|
|    |           | Number of schools designated as shelters | Number of schools with space | Ratio (%) | Number of schools designated as shelters | Number of schools with space | Ratio (%) | Number of schools designated as shelters | Number of schools with space | Ratio (%) | Number of schools designated as shelters | Number of schools with space | Ratio (%) | Number of schools designated as shelters | Number of schools with space | Ratio (%) |
| 01 | Hokkaido  | 1,701                                    | 708                          | 41.6%     | 203                                      | 185                          | 91.1%     | 0  | 0                            | 0.0%      | 22                                       | 21                           | 95.5%     | 1,926                                    | 914                          | 47.5%     |
| 02 | Aomori    | 469                                      | 240                          | 51.2%     | 44                                       | 43                           | 97.7%     | 0  | 0                            | 0.0%      | 3  | 2                            | 66.7%     | 516                                      | 285                          | 55.2%     |
| 03 | Iwate     | 490                                      | 166                          | 33.9%     | 42                                       | 5                            | 11.9%     | 0  | 0                            | 0.0%      | 3  | 1                            | 33.3%     | 535                                      | 172                          | 32.1%     |
| 04 | Miyagi    | 587                                      | 307                          | 52.3%     | 47                                       | 18                           | 38.3%     | 1  | 1                            | 100.0%    | 2  | 1                            | 50.0%     | 637                                      | 327                          | 51.3%     |
| 05 | Akita     | 328                                      | 55                           | 16.8%     | 44                                       | 16                           | 36.4%     | 0  | 0                            | 0.0%      | 4  | 1                            | 25.0%     | 376                                      | 72                           | 19.1%     |
| 06 | Yamagata  | 388                                      | 25                           | 6.4%      | 37                                       | 5                            | 13.5%     | 0  | 0                            | 0.0%      | 3  | 0                            | 0.0%      | 428                                      | 30                           | 7.0%      |
| 07 | Fukushima | 642                                      | 195                          | 30.4%     | 56                                       | 26                           | 46.4%     | 0  | 0                            | 0.0%      | 5  | 3                            | 60.0%     | 703                                      | 224                          | 31.9%     |
| 08 | Ibaraki   | 757                                      | 150                          | 19.8%     | 85                                       | 45                           | 52.9%     | 2  | 1                            | 50.0%     | 15                                       | 5                            | 33.3%     | 859                                      | 201                          | 23.4%     |
| 09 | Tochigi   | 524                                      | 159                          | 30.3%     | 44                                       | 6                            | 13.6%     | 0  | 0                            | 0.0%      | 0  | 0                            | 0.0%      | 568                                      | 165                          | 29.0%     |
| 10 | Gunma     | 478                                      | 214                          | 44.8%     | 57                                       | 26                           | 45.6%     | 1  | 1                            | 100.0%    | 6  | 2                            | 33.3%     | 542                                      | 243                          | 44.8%     |
| 11 | Saitama   | 1,220                                    | 428                          | 35.1%     | 137                                      | 68                           | 49.6%     | 0  | 0                            | 0.0%      | 27                                       | 11                           | 40.7%     | 1,384                                    | 507                          | 36.6%     |
| 12 | Chiba     | 1,191                                    | 319                          | 26.8%     | 112                                      | 106                          | 94.6%     | 0  | 0                            | 0.0%      | 11                                       | 7                            | 63.6%     | 1,314                                    | 432                          | 32.9%     |
| 13 | Tokyo     | 1,894                                    | 1,155                        | 61.0%     | 154                                      | 41                           | 26.6%     | 0  | 0                            | 0.0%      | 44                                       | 16                           | 36.4%     | 2,092                                    | 1,212                        | 57.9%     |
| 14 | Kanagawa  | 1,213                                    | 806                          | 66.4%     | 56                                       | 17                           | 30.4%     | 0  | 0                            | 0.0%      | 13                                       | 3                            | 23.1%     | 1,282                                    | 826                          | 64.4%     |
| 15 | Niigata   | 730                                      | 270                          | 37.0%     | 77                                       | 26                           | 33.8%     | 7  | 0                            | 0.0%      | 9  | 1                            | 11.1%     | 823                                      | 297                          | 36.1%     |
| 16 | Toyama    | 276                                      | 48                           | 17.4%     | 41                                       | 37                           | 90.2%     | 0  | 0                            | 0.0%      | 9  | 5                            | 55.6%     | 326                                      | 90                           | 27.6%     |
| 17 | Ishikawa  | 307                                      | 166                          | 54.1%     | 43                                       | 9                            | 20.9%     | 0  | 0                            | 0.0%      | 5  | 0                            | 0.0%      | 355                                      | 175                          | 49.3%     |
| 18 | Fukui     | 284                                      | 52                           | 18.3%     | 28                                       | 5                            | 17.9%     | 0  | 0                            | 0.0%      | 1  | 0                            | 0.0%      | 313                                      | 57                           | 18.2%     |
| 19 | Yamanashi | 260                                      | 97                           | 37.3%     | 24                                       | 23                           | 95.8%     | 0  | 0                            | 0.0%      | 1  | 0                            | 0.0%      | 285                                      | 120                          | 42.1%     |
| 20 | Nagano    | 542                                      | 272                          | 50.2%     | 62                                       | 1                            | 1.6%      | 0  | 0                            | 0.0%      | 7  | 7                            | 100.0%    | 611                                      | 280                          | 45.8%     |
| 21 | Gifu      | 540                                      | 199                          | 36.9%     | 63                                       | 16                           | 25.4%     | 0  | 0                            | 0.0%      | 11                                       | 5                            | 45.5%     | 614                                      | 220                          | 35.8%     |
| 22 | Shizuoka  | 737                                      | 319                          | 43.3%     | 75                                       | 4                            | 5.3%      | 0  | 0                            | 0.0%      | 19                                       | 1                            | 5.3%      | 831                                      | 324                          | 39.0%     |
| 23 | Aichi     | 1,336                                    | 832                          | 62.3%     | 119                                      | 31                           | 26.1%     | 0  | 0                            | 0.0%      | 18                                       | 4                            | 22.2%     | 1,473                                    | 867                          | 58.9%     |
| 24 | Mie       | 546                                      | 161                          | 29.5%     | 50                                       | 12                           | 24.0%     | 0  | 0                            | 0.0%      | 4  | 2                            | 50.0%     | 600                                      | 175                          | 29.2%     |
| 25 | Shiga     | 320                                      | 69                           | 21.6%     | 39                                       | 9                            | 23.1%     | 0  | 0                            | 0.0%      | 4  | 1                            | 25.0%     | 363                                      | 79                           | 21.8%     |
| 26 | Kyoto     | 566                                      | 334                          | 59.0%     | 59                                       | 9                            | 15.3%     | 0  | 0                            | 0.0%      | 14                                       | 8                            | 57.1%     | 639                                      | 351                          | 54.9%     |
| 27 | Osaka     | 1,440                                    | 644                          | 44.7%     | 118                                      | 35                           | 29.7%     | 0  | 0                            | 0.0%      | 14                                       | 8                            | 57.1%     | 1,572                                    | 687                          | 43.7%     |
| 28 | Hyogo     | 1,108                                    | 330                          | 29.8%     | 124                                      | 6                            | 4.8%      | 0  | 0                            | 0.0%      | 13                                       | 1                            | 7.7%      | 1,245                                    | 337                          | 27.1%     |
| 29 | Nara      | 310                                      | 60                           | 19.4%     | 28                                       | 13                           | 46.4%     | 0  | 0                            | 0.0%      | 9  | 1                            | 11.1%     | 347                                      | 74                           | 21.3%     |
| 30 | Wakayama  | 352                                      | 124                          | 35.2%     | 38                                       | 24                           | 63.2%     | 0  | 0                            | 0.0%      | 3  | 3                            | 100.0%    | 393                                      | 151                          | 38.4%     |
| 31 | Tottori   | 192                                      | 130                          | 67.7%     | 18                                       | 9                            | 50.0%     | 0  | 0                            | 0.0%      | 4  | 3                            | 75.0%     | 214                                      | 142                          | 66.4%     |
| 32 | Shimane   | 312                                      | 63                           | 20.2%     | 31                                       | 16                           | 51.6%     | 0  | 0                            | 0.0%      | 8  | 2                            | 25.0%     | 351                                      | 81                           | 23.1%     |
| 33 | Okayama   | 562                                      | 196                          | 34.9%     | 53                                       | 2                            | 3.8%      | 1  | 0                            | 0.0%      | 8  | 1                            | 12.5%     | 624                                      | 199                          | 31.9%     |
| 34 | Hiroshima | 723                                      | 648                          | 89.6%     | 65                                       | 59                           | 90.8%     | 0  | 0                            | 0.0%      | 7  | 6                            | 85.7%     | 795                                      | 713                          | 89.7%     |
| 35 | Yamaguchi | 437                                      | 299                          | 68.4%     | 42                                       | 41                           | 97.6%     | 1  | 1                            | 100.0%    | 5  | 5                            | 100.0%    | 485                                      | 346                          | 71.3%     |
| 36 | Tokushima | 302                                      | 10                           | 3.3%      | 33                                       | 6                            | 18.2%     | 0  | 0                            | 0.0%      | 5  | 1                            | 20.0%     | 340                                      | 17                           | 5.0%      |
| 37 | Kagawa    | 240                                      | 135                          | 56.3%     | 26                                       | 25                           | 96.2%     | 0  | 0                            | 0.0%      | 4  | 1                            | 25.0%     | 270                                      | 161                          | 59.6%     |
| 38 | Ehime     | 441                                      | 214                          | 48.5%     | 47                                       | 16                           | 34.0%     | 3  | 0                            | 0.0%      | 3  | 2                            | 66.7%     | 494                                      | 232                          | 47.0%     |
| 39 | Kochi     | 330                                      | 126                          | 38.2%     | 27                                       | 27                           | 100.0%    | 0  | 0                            | 0.0%      | 4  | 3                            | 75.0%     | 361                                      | 156                          | 43.2%     |
| 40 | Fukuoka   | 1,039                                    | 433                          | 41.7%     | 60                                       | 25                           | 41.7%     | 0  | 0                            | 0.0%      | 11                                       | 0                            | 0.0%      | 1,110                                    | 458                          | 41.3%     |
| 41 | Saga      | 252                                      | 175                          | 69.4%     | 21                                       | 8                            | 38.1%     | 0  | 0                            | 0.0%      | 0  | 0                            | 0.0%      | 273                                      | 183                          | 67.0%     |
| 42 | Nagasaki  | 502                                      | 82                           | 16.3%     | 55                                       | 26                           | 47.3%     | 0  | 0                            | 0.0%      | 10                                       | 7                            | 70.0%     | 567                                      | 115                          | 20.3%     |
| 43 | Kumamoto  | 490                                      | 75                           | 15.3%     | 32                                       | 5                            | 15.6%     | 0  | 0                            | 0.0%      | 1  | 0                            | 0.0%      | 523                                      | 80                           | 15.3%     |
| 44 | Oita      | 369                                      | 95                           | 25.7%     | 24                                       | 7                            | 29.2%     | 0  | 0                            | 0.0%      | 6  | 1                            | 16.7%     | 399                                      | 103                          | 25.8%     |
| 45 | Miyazaki  | 355                                      | 71                           | 20.0%     | 28                                       | 28                           | 100.0%    | 1  | 1                            | 100.0%    | 3  | 3                            | 100.0%    | 387                                      | 103                          | 26.6%     |
| 46 | Kagoshima | 612                                      | 130                          | 21.2%     | 27                                       | 22                           | 81.5%     | 0  | 0                            | 0.0%      | 4  | 4                            | 100.0%    | 643                                      | 156                          | 24.3%     |
| 47 | Okinawa   | 382                                      | 318                          | 83.2%     | 31                                       | 9                            | 29.0%     | 0  | 0                            | 0.0%      | 1  | 1                            | 100.0%    | 414                                      | 328                          | 79.2%     |
|    | Total     | 29,076                                   | 12,104                       | 41.6%     | 2,726                                    | 1,198                        | 43.9%     | 17                                       | 5                            | 29.4%     | 383                                      | 160                          | 41.8%     | 32,202                                   | 13,467                       | 41.8%     |

## Number and ratio of schools with wheelchair ramps in the gymnasium, school buildings, etc.

\* Starting 2013 Survey, multipurpose toilets and slopes either in gymnasiums or school buildings are included.

|    |           | Elementary and lower secondary schools   |   |           | Upper secondary schools                  |   |           | Secondary education schools              |   |           | Schools for Special Needs Education      |   |           | Total                                    |   |           |
|----|-----------|--|---|-----------|--|---|-----------|--|---|-----------|--|---|-----------|--|---|-----------|
|    |           | Number of schools designated as shelters | Number of schools with wheelchair ramps | Ratio (%) | Number of schools designated as shelters | Number of schools with wheelchair ramps | Ratio (%) | Number of schools designated as shelters | Number of schools with wheelchair ramps | Ratio (%) | Number of schools designated as shelters | Number of schools with wheelchair ramps | Ratio (%) | Number of schools designated as shelters | Number of schools with wheelchair ramps | Ratio (%) |
| 01 | Hokkaido  | 1,701                                    | 998                                     | 58.7%     | 203                                      | 177                                     | 87.2%     | 0  | 0                                       | 0.0%      | 22                                       | 19                                      | 86.4%     | 1,926                                    | 1,194                                   | 62.0%     |
| 02 | Aomori    | 469                                      | 175                                     | 37.3%     | 44                                       | 5                                       | 11.4%     | 0  | 0                                       | 0.0%      | 3  | 2                                       | 66.7%     | 516                                      | 182                                     | 35.3%     |
| 03 | Iwate     | 490                                      | 161                                     | 32.9%     | 42                                       | 16                                      | 38.1%     | 0  | 0                                       | 0.0%      | 3  | 2                                       | 66.7%     | 535                                      | 179                                     | 33.5%     |
| 04 | Miyagi    | 587                                      | 354                                     | 60.3%     | 47                                       | 30                                      | 63.8%     | 1  | 1                                       | 100.0%    | 2  | 2                                       | 100.0%    | 637                                      | 387                                     | 60.8%     |
| 05 | Akita     | 328                                      | 148                                     | 45.1%     | 44                                       | 27                                      | 61.4%     | 0  | 0                                       | 0.0%      | 4  | 3                                       | 75.0%     | 376                                      | 178                                     | 47.3%     |
| 06 | Yamagata  | 388                                      | 157                                     | 40.5%     | 37                                       | 6                                       | 16.2%     | 0  | 0                                       | 0.0%      | 3  | 2                                       | 66.7%     | 428                                      | 165                                     | 38.6%     |
| 07 | Fukushima | 642                                      | 221                                     | 34.4%     | 56                                       | 32                                      | 57.1%     | 0  | 0                                       | 0.0%      | 5  | 4                                       | 80.0%     | 703                                      | 257                                     | 36.6%     |
| 08 | Ibaraki   | 757                                      | 290                                     | 38.3%     | 85                                       | 31                                      | 36.5%     | 2  | 1                                       | 50.0%     | 15                                       | 15                                      | 100.0%    | 859                                      | 337                                     | 39.2%     |
| 09 | Tochigi   | 524                                      | 274                                     | 52.3%     | 44                                       | 14                                      | 31.8%     | 0  | 0                                       | 0.0%      | 0  | 0                                       | 0.0%      | 568                                      | 288                                     | 50.7%     |
| 10 | Gunma     | 478                                      | 214                                     | 44.8%     | 57                                       | 26                                      | 45.6%     | 1  | 0                                       | 0.0%      | 6  | 3                                       | 50.0%     | 542                                      | 243                                     | 44.8%     |
| 11 | Saitama   | 1,220                                    | 745                                     | 61.1%     | 137                                      | 104                                     | 75.9%     | 0  | 0                                       | 0.0%      | 27                                       | 24                                      | 88.9%     | 1,384                                    | 873                                     | 63.1%     |
| 12 | Chiba     | 1,191                                    | 661                                     | 55.5%     | 112                                      | 109                                     | 97.3%     | 0  | 0                                       | 0.0%      | 11                                       | 5                                       | 45.5%     | 1,314                                    | 775                                     | 59.0%     |
| 13 | Tokyo     | 1,894                                    | 1,162                                   | 61.4%     | 154                                      | 102                                     | 66.2%     | 0  | 0                                       | 0.0%      | 44                                       | 32                                      | 72.7%     | 2,092                                    | 1,296                                   | 62.0%     |
| 14 | Kanagawa  | 1,213                                    | 792                                     | 65.3%     | 56                                       | 23                                      | 41.1%     | 0  | 0                                       | 0.0%      | 13                                       | 11                                      | 84.6%     | 1,282                                    | 826                                     | 64.4%     |
| 15 | Niigata   | 730                                      | 498                                     | 68.2%     | 77                                       | 30                                      | 39.0%     | 7  | 1                                       | 14.3%     | 9  | 8                                       | 88.9%     | 823                                      | 537                                     | 65.2%     |
| 16 | Toyama    | 276                                      | 156                                     | 56.5%     | 41                                       | 38                                      | 92.7%     | 0  | 0                                       | 0.0%      | 9  | 8                                       | 88.9%     | 326                                      | 202                                     | 62.0%     |
| 17 | Ishikawa  | 307                                      | 228                                     | 74.3%     | 43                                       | 19                                      | 44.2%     | 0  | 0                                       | 0.0%      | 5  | 4                                       | 80.0%     | 355                                      | 251                                     | 70.7%     |
| 18 | Fukui     | 284                                      | 180                                     | 63.4%     | 28                                       | 6                                       | 21.4%     | 0  | 0                                       | 0.0%      | 1  | 1                                       | 100.0%    | 313                                      | 187                                     | 59.7%     |
| 19 | Yamanashi | 260                                      | 165                                     | 63.5%     | 24                                       | 21                                      | 87.5%     | 0  | 0                                       | 0.0%      | 1  | 0                                       | 0.0%      | 285                                      | 186                                     | 65.3%     |
| 20 | Nagano    | 542                                      | 308                                     | 56.8%     | 62                                       | 60                                      | 96.8%     | 0  | 0                                       | 0.0%      | 7  | 6                                       | 85.7%     | 611                                      | 374                                     | 61.2%     |
| 21 | Gifu      | 540                                      | 344                                     | 63.7%     | 63                                       | 20                                      | 31.7%     | 0  | 0                                       | 0.0%      | 11                                       | 10                                      | 90.9%     | 614                                      | 374                                     | 60.9%     |
| 22 | Shizuoka  | 737                                      | 372                                     | 50.5%     | 75                                       | 72                                      | 96.0%     | 0  | 0                                       | 0.0%      | 19                                       | 16                                      | 84.2%     | 831                                      | 460                                     | 55.4%     |
| 23 | Aichi     | 1,336                                    | 820                                     | 61.4%     | 119                                      | 66                                      | 55.5%     | 0  | 0                                       | 0.0%      | 18                                       | 16                                      | 88.9%     | 1,473                                    | 902                                     | 61.2%     |
| 24 | Mie       | 546                                      | 443                                     | 81.1%     | 50                                       | 50                                      | 100.0%    | 0  | 0                                       | 0.0%      | 4  | 4                                       | 100.0%    | 600                                      | 497                                     | 82.8%     |
| 25 | Shiga     | 320                                      | 291                                     | 90.9%     | 39                                       | 30                                      | 76.9%     | 0  | 0                                       | 0.0%      | 4  | 3                                       | 75.0%     | 363                                      | 324                                     | 89.3%     |
| 26 | Kyoto     | 566                                      | 441                                     | 77.9%     | 59                                       | 52                                      | 88.1%     | 0  | 0                                       | 0.0%      | 14                                       | 13                                      | 92.9%     | 639                                      | 506                                     | 79.2%     |
| 27 | Osaka     | 1,440                                    | 1,294                                   | 89.9%     | 118                                      | 67                                      | 56.8%     | 0  | 0                                       | 0.0%      | 14                                       | 10                                      | 71.4%     | 1,572                                    | 1,371                                   | 87.2%     |
| 28 | Hyogo     | 1,108                                    | 750                                     | 67.7%     | 124                                      | 118                                     | 95.2%     | 0  | 0                                       | 0.0%      | 13                                       | 11                                      | 84.6%     | 1,245                                    | 879                                     | 70.6%     |
| 29 | Nara      | 310                                      | 218                                     | 70.3%     | 28                                       | 25                                      | 89.3%     | 0  | 0                                       | 0.0%      | 9  | 9                                       | 100.0%    | 347                                      | 252                                     | 72.6%     |
| 30 | Wakayama  | 352                                      | 279                                     | 79.3%     | 38                                       | 36                                      | 94.7%     | 0  | 0                                       | 0.0%      | 3  | 3                                       | 100.0%    | 393                                      | 318                                     | 80.9%     |
| 31 | Tottori   | 192                                      | 133                                     | 69.3%     | 18                                       | 10                                      | 55.6%     | 0  | 0                                       | 0.0%      | 4  | 4                                       | 100.0%    | 214                                      | 147                                     | 68.7%     |
| 32 | Shimane   | 312                                      | 139                                     | 44.6%     | 31                                       | 18                                      | 58.1%     | 0  | 0                                       | 0.0%      | 8  | 5                                       | 62.5%     | 351                                      | 162                                     | 46.2%     |
| 33 | Okayama   | 562                                      | 381                                     | 67.8%     | 53                                       | 42                                      | 79.2%     | 1  | 1                                       | 100.0%    | 8  | 8                                       | 100.0%    | 624                                      | 432                                     | 69.2%     |
| 34 | Hiroshima | 723                                      | 672                                     | 92.9%     | 65                                       | 65                                      | 100.0%    | 0  | 0                                       | 0.0%      | 7  | 7                                       | 100.0%    | 795                                      | 744                                     | 93.6%     |
| 35 | Yamaguchi | 437                                      | 244                                     | 55.8%     | 42                                       | 34                                      | 81.0%     | 1  | 1                                       | 100.0%    | 5  | 5                                       | 100.0%    | 485                                      | 284                                     | 58.6%     |
| 36 | Tokushima | 302                                      | 164                                     | 54.3%     | 33                                       | 32                                      | 97.0%     | 0  | 0                                       | 0.0%      | 5  | 4                                       | 80.0%     | 340                                      | 200                                     | 58.8%     |
| 37 | Kagawa    | 240                                      | 154                                     | 64.2%     | 26                                       | 23                                      | 88.5%     | 0  | 0                                       | 0.0%      | 4  | 4                                       | 100.0%    | 270                                      | 181                                     | 67.0%     |
| 38 | Ehime     | 441                                      | 269                                     | 61.0%     | 47                                       | 30                                      | 63.8%     | 3  | 1                                       | 33.3%     | 3  | 3                                       | 100.0%    | 494                                      | 303                                     | 61.3%     |
| 39 | Kochi     | 330                                      | 177                                     | 53.6%     | 27                                       | 24                                      | 88.9%     | 0  | 0                                       | 0.0%      | 4  | 4                                       | 100.0%    | 361                                      | 205                                     | 56.8%     |
| 40 | Fukuoka   | 1,039                                    | 889                                     | 85.6%     | 60                                       | 30                                      | 50.0%     | 0  | 0                                       | 0.0%      | 11                                       | 7                                       | 63.6%     | 1,110                                    | 926                                     | 83.4%     |
| 41 | Saga      | 252                                      | 162                                     | 64.3%     | 21                                       | 20                                      | 95.2%     | 0  | 0                                       | 0.0%      | 0  | 0                                       | 0.0%      | 273                                      | 182                                     | 66.7%     |
| 42 | Nagasaki  | 502                                      | 190                                     | 37.8%     | 55                                       | 37                                      | 67.3%     | 0  | 0                                       | 0.0%      | 10                                       | 8                                       | 80.0%     | 567                                      | 235                                     | 41.4%     |
| 43 | Kumamoto  | 490                                      | 320                                     | 65.3%     | 32                                       | 15                                      | 46.9%     | 0  | 0                                       | 0.0%      | 1  | 1                                       | 100.0%    | 523                                      | 336                                     | 64.2%     |
| 44 | Oita      | 369                                      | 250                                     | 67.8%     | 24                                       | 14                                      | 58.3%     | 0  | 0                                       | 0.0%      | 6  | 5                                       | 83.3%     | 399                                      | 269                                     | 67.4%     |
| 45 | Miyazaki  | 355                                      | 225                                     | 63.4%     | 28                                       | 28                                      | 100.0%    | 1  | 1                                       | 100.0%    | 3  | 3                                       | 100.0%    | 387                                      | 257                                     | 66.4%     |
| 46 | Kagoshima | 612                                      | 395                                     | 64.5%     | 27                                       | 25                                      | 92.6%     | 0  | 0                                       | 0.0%      | 4  | 4                                       | 100.0%    | 643                                      | 424                                     | 65.9%     |
| 47 | Okinawa   | 382                                      | 235                                     | 61.5%     | 31                                       | 27                                      | 87.1%     | 0  | 0                                       | 0.0%      | 1  | 1                                       | 100.0%    | 414                                      | 263                                     | 63.5%     |
|    | Total     | 29,076                                   | 18,138                                  | 62.4%     | 2,726                                    | 1,886                                   | 69.2%     | 17                                       | 7                                       | 41.2%     | 383                                      | 319                                     | 83.3%     | 32,202                                   | 20,350                                  | 63.2%     |